



# Catalogue

V20.0 - Issued 1st January 2022

[www.solidal.com.au](http://www.solidal.com.au)

PH: 02 9636 3300  
FAX: 02 9631 1400

Email: [sales@solidal.com.au](mailto:sales@solidal.com.au)

Unit 2 / 108 Toongabbie Road, Girraween, NSW, 2145

Unit 6A, 151 Robinson Rd, Geebung, QLD 4034



## Contents

1 Rectangular Hollow	Page 4
2 Square Hollow	Page 5
3 Channels	Page 6
4 Angles	Page 7
5 Flat Bars	Page 8
6 Round Tubes	Page 9
7 Solids, Sheet & Tread Plate	Page 10
8 Fencing - Panels, Posts, Components, Rails, Tube	Page 11-13
9 Frameless & Semi-Frameless Glass Fencing	Page 14-15
10 Balustrade Systems 40mm & Misc. Components	Page 16-18
11 Louvres & Louvre Systems	Page 19
12 Privacy/Slat Screen Systems	Page 21-23
13 Coolroom	Page 24-25
14 Signs	Page 26
15 Shopfront	Page 27-30
16 Wardrobe	Page 31-32
17 Patio/Screened Enclosure	Page 33
18 Walkway System	Page 34
19 Security Screen & Door	Page 35
20 Security Doors, Windows, Fly Screen	Page 36-38
21 Grilles and Mesh	Page 39
22 Toilet Partition Systems, Slatwall	Page 40



## Standard Colours

Our range of standard stocked colours varies over our different product groups.

MF	Mill Finish	PSP	Precious Silver Pearl	SBL	Satin Black
CL	Clear Anodised	DN	Dune	CBL	Custom Black Matt
PB	Paperbark	GY	APO Grey	WG	Woodland Grey Satin
PW	Pearl White Gloss	SM	Surfmist Matt		
PR	Primrose	PBS	Polished Bright Silver Anodised	MM	Monument Satin
DC	Dark Cedar (Woodgrain)	BRW	Brown		


## Powder Coating Service

Powder coating can be arranged where mill finish material is available. Prices are subject to quotations.

## Special Items

So we don't stock it? Let us try to find it for you. From exotic geometric sizes to cut plate chances are we can track it down for you at a reasonable price.

## 1.1 Rectangular Hollow (Square Edges)



IF LISTED HERE IN 'MM' Monument Satin - We also have 'SM' Surfmist Matt

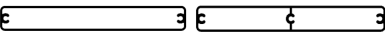
Part Number	Dimensions	Width x Height x Thickne	Length	Mass/m	AP	Mill Finish	Paperbark	Primrose	Pearl White	Satin Black	WG	MM	Dark Cedar	Pack Size	Location		
R382015	RH 38 X 20 X 1.5		6.500	0.447	0.115	MILL ORDER ONLY										8	NSW
R38252S	RH 38 X 25 X 2		6.500	0.640	0.126	✓		✓		✓				6	NSW		
R401011	RH 40 X 10 X 1.1		6.500	0.285	0.100	✓								14	NSW		
R502516	RH 50 X 25 X 1.6		6.500	0.623	0.150	✓								4	NSW		
R502525	RH 50 X 25 X 2.5		6.500	0.949	0.150	✓								4	NSW		
R50253	RH 50 X 25 X 3		6.500	1.118	0.150	✓								1	QLD		
R60403	RH 60 X 40 X 3		6.500	1.528	0.200	✓								2	NSW		
R75252	RH 75 X 25 X 2		6.500	1.041	0.200	✓								3	NSW		
R755025	RH 75 X 50 X 2.5		6.500	1.626	0.250	✓								2	NSW		
R763225	RH 76 X 32 X 2.5		6.500	1.400	0.216	✓								2	NSW		
R804016	RH 80 X 40 X 1.6		6.500	1.013	0.240	✓								3	NSW		
R80403	RH 80 X 40 X 3		6.500	1.854	0.240	✓								2	NSW		
R80503	RH 80 X 50 X 3		6.500	2.009	0.240	✓								2	NSW/QLD		
R1002525	RH 100 X 25 X 2.5		6.500	1.626	0.250	✓								2	NSW		
R1005016	RH 100 X 50 X 1.6		5.000	1.273	0.300	✓	✓	✓	✓	✓	OCT23	OCT23		3	NSW		
R1005016	RH 100 X 50 X 1.6		6.000	1.273	0.300	✓	✓	✓	✓	✓	OCT23	OCT23		3	NSW		
R1005016	RH 100 X 50 X 1.6		6.500	1.273	0.300	✓	✓	✓	✓	✓	✓	✓	✓	3	NSW		
R1005016	RH 100 X 50 X 1.6		8.000	1.273	0.300	✓	✓	✓	✓	✓	✓	✓		2	NSW		
R100503	RH 100 X 50 X 3		5.000	2.458	0.300	✓	✓	✓	✓	✓	OCT23	OCT23		2	NSW		
R100503	RH 100 X 50 X 3		6.500	2.458	0.300	✓	✓	✓	✓	✓	✓	✓		2	NSW		
R100503	RH 100 X 50 X 3		8.000	2.458	0.300	✓	✓	✓	✓	✓	✓	✓		2	NSW		
R125754	RH 125 X 75 X 4-LARGE PRESS		6.500	4.163	0.400	✓	✓	✓	✓	✓	✓	✓		1	NSW		
R1505016	RH 150 X 50 X 1.6		4.000	1.706	0.400	✓	✓	✓	✓	✓	DISCONTINUING - Ask about a clearance rates						
R150502	RH 150 X 50 X 2		4.000	2.152	0.400	✓	✓	✓	✓	✓	OCT23	OCT23		2	NSW		
R150502	RH 150 X 50 X 2		6.500	2.152	0.400	✓	✓	✓	✓	✓	✓	✓		2	NSW		
R150503	RH 150 X 50 X 3		5.000	3.155	0.400	✓	✓	✓	✓	✓	OCT23	OCT23		1	NSW		
R150503	RH 150 X 50 X 3		6.000	3.155	0.400	✓	✓	✓	✓	✓	OCT23	OCT23		1	NSW		
R150503	RH 150 X 50 X 3		6.500	3.155	0.400	✓	✓	✓	✓	✓	✓	✓	✓	1	NSW		
R150503	RH 150 X 50 X 3		8.000	3.155	0.400	✓	✓	✓	✓	✓	✓	✓		1	NSW		
R152438132	RH 152.4 X 38.1 X 3		6.500	3.181	0.380	✓								1	NSW/QLD		
R200503	RH 200 X 50 X 3-LARGE PRESS		5.000	3.967	0.500	✓	✓	✓	✓	✓	OCT23	OCT23		1	NSW		
R200503	RH 200 X 50 X 3-LARGE PRESS		6.000	3.967	0.500	✓	✓	✓	✓	✓	OCT23	OCT23		1	NSW		
R200503	RH 200 X 50 X 3-LARGE PRESS		6.500	3.967	0.500	✓	✓	✓	✓	✓	✓	✓		1	NSW		
R200503	RH 200 X 50 X 3-LARGE PRESS		8.000	3.967	0.500	✓	✓	✓	✓	✓	✓	✓		1	NSW		
R250503	RH 250 X 50 X 3-LARGE PRESS		7.000	4.780	0.600	✓	6.5m & 8.0m OCT23						1	NSW			
R300503	RH 300 X 50 X 3-LARGE PRESS		8.000	5.593	0.700	✓	6.5m OCT23						1	NSW			

## 1.2 Rectangular Hollow (Radius Edges)



Part Number	Dimensions	Width x Height x Thickne	Length	Mass/m	AP	Mill Finish	Paperbark	Primrose	Pearl White	Satin Black	Dark Cedar	Precious Silver	WG	MM	Pack Size	Location
R381612R	RH 38 X 16 X 1.2		6.500	0.321	0.108	✓									1	QLD
R382515R	RH 38 X 25 X 1.5		6.500	0.472	0.121	✓									8	NSW
R382515R	RH 38 X 25 X 1.5		5.000	0.472	0.121	✓									1	QLD
R382515R	RH 38 X 25 X 1.5		7.340	0.472	0.121	✓									8	NSW
R38252R	RH 38 X 25 X 2		6.500	0.624	0.121	✓									6	NSW
R501011R	RH 50 X 10 X 1.1 (LM1)		5.000	0.339	0.120	✓									10	NSW
R501011R	RH 50 X 10 X 1.1 (LM1)		6.500	0.339	0.120	✓									10	NSW
R651612R	RH 65 X 16 X 1.2		6.500	0.498	0.162	✓									4	NSW
R651612RRIB	RH 65 X 16 X 1.2 with Bridge		6.000	0.541	0.157	✓									4	QLD
R651612RRIB	RH 65 X 16 X 1.2 with Bridge		6.500	0.541	0.157	✓									4	QLD
R651612RCLIP	RH 65 X 16 X 1.2 Clip In		6.500	0.34	0.209	✓									4	NSW
R651614R	RH 65 X 16 X 1.4		5.000	0.578	0.162	✓			✓	✓	✓				4	NSW
R651614R	RH 65 X 16 X 1.4		6.500	0.578	0.162	✓	✓		✓	✓	✓	✓	✓	✓	4	NSW
R6953152R	RH 69.5 X 31.5 X 2 - suit R76383R		6.500	1.005	0.195	✓									3	NSW
R76383R	RH 76 X 38 X 3 - Radius Inside		6.500	1.840	0.228	✓									2	NSW
R901614	RH 90 X 16 X 1.4		6.500	0.768	0.207	✓									2	QLD
R80403R	RH 80 X 40 X 3		6.500	1.791	0.229	✓									2	QLD
R80503R	RH 80 X 50 X 3		6.500	1.953	0.249	✓									2	QLD
R100503R	RH 100 X 50 X 3		6.500	2.279	0.289	✓									1	QLD
R100506R	RH 100 X 50 X 6		6.500	4.332	0.289	✓									1	QLD

## 1.3 Rectangular Hollow (Radius Edges - With Screw Flutes)



Part Number	Dimensions	Width x Height x Thickne	Length	Mass/m	AP	Mill Finish	Pack Size	Location
R651612F	RH 65 X 16 X 1.2 Fluted		6.500	0.588	0.157	✓	6	NSW
R801612F	RH 80 X 16 X 1.2 Fluted		6.500	0.685	0.187	✓	4	NSW
R1001612F	RH 100 X 16 X 1.2 Fluted		6.500	0.902	0.227	✓	4	NSW
R1251612F	RH 125 X 16 X 1.2 Fluted		6.500	1.065	0.277	✓	4	NSW

## 2.1 - Square Hollow (Square Edges)

LM=Low Mass



Part Number	Dimensions Width x Height x Thickness (mm)	Length	Mass/m	AP	Mill Finish	Paperbark	Primrose	Pearl White	Satin Black	Woodland Grey	Monument	Dark Cedar	Pack Size	Location
S121216	SH 12 X 1.6 (LM2)	6.500	0.180	0.100	✓								20	NSW
S158816	SH 15.88 X 1.6 (LM1)	6.500	0.248	0.100	✓								20	NSW
S161612	SH 16 X 1.2	6.500	0.186	0.100	✓								1	QLD
S202016	SH 20 X 1.6	6.500	0.319	0.100	✓								1	QLD
S254254122	SH 25.4 X 1.22 (LM1)	6.500	0.320	0.100	✓								12	NSW
S252516	SH 25 X 1.6	6.500	0.404	0.100	✓								12	NSW
S25253	SH 25 X 3	6.500	0.715	0.100	✓								6	NSW
S32323	SH 32 X 3	6.500	0.943	0.128	✓								2	NSW
S38382	SH 38 X 2	6.500	0.780	0.152	✓								4	NSW
S38383	SH 38 X 3	6.500	1.138	0.152	✓								2	NSW
S404016	SH 40 X 1.6	6.500	0.648	0.160	✓								4	NSW
S404025	SH 40 X 2.5	6.500	1.016	0.160	✓								4	NSW
S444425	SH 44 x 2.5	6.500	1.125	0.176	✓								2	NSW
S454525	SH 45 X 2.5	6.500	1.148	0.180	✓								1	NSW/QLD
S505016	SH 50 X 1.6	1.815	0.837	0.199					✓	✓			4	NSW
S505016	SH 50 X 1.6	2.115	0.837	0.199					✓	✓			4	NSW
S505016	SH 50 X 1.6	6.500	0.837	0.199	✓	✓	✓	✓	✓	✓	✓		4	NSW
S505016	SH 50 X 1.6	7.340	0.837	0.199	✓								4	NSW
S50502	SH 50 X 2	6.500	1.040	0.200	✓								4	NSW
S50503	SH 50 X 3	6.500	1.523	0.200	✓								2	NSW
S656524	SH 65 X 2.4	2.400	1.629	0.260	✓								2	NSW
S656524	SH 65 X 2.4	6.500	1.629	0.260	✓	✓	✓	✓	✓	✓	✓		2	NSW
S75753	SH 75 X 3	6.500	2.341	0.300	✓								2	NSW
S93933	SH 93 X 3 (Sleeve for S 100 x 3)	6.500	2.927	0.372	✓								1	NSW
S1001003	SH 100 X 3	6.500	3.154	0.400	✓	✓	✓	✓	✓	✓	✓		1	NSW
S15015025	SH 150 X 150 X 2.5 - LARGE PRESS	6.500	3.997	0.600	✓	✓	✓	✓	✓	✓	✓		1	NSW

## 2.2 - Square Hollow (Radius Edges)

LM=Low Mass



Part Number	Dimensions Width x Height x Thickness (mm)	Length	Mass/m	AP	Mill Finish	Paperbark	Primrose	Pearl White	Clear Anod	Satin Black	Woodland Grey	Monument	Dark Cedar	Pack Size	Location
S191912R	SH 19 X 1.2 Rad (LM1)	6.500	0.229	0.100	✓									16	NSW
S191915R	SH 19 X 1.5 Rad (LM1)	6.500	0.299	0.100	✓									12	NSW
S252516R	SH 25 X 1.6 Rad	6.500	0.400	0.100	✓									1	QLD
S32323R	SH 32 X 3 Rad	6.500	0.928	0.128	✓									1	QLD
S383825R	SH 38 X 2.5 Rad	6.500	0.948	0.148	✓									4	NSW
S40402R	SH 40 X 2 Rad	6.500	0.805	0.154	✓									4	QLD
S40403R	SH 40 X 3 Rad	6.500	1.182	0.154	✓									2	QLD
S505017R	SH 50 X 1.7 Rad	1.800	0.864	0.200	✓					✓				4	QLD
S505017R	SH 50 X 1.7 Rad	2.100	0.864	0.200	✓					✓				4	QLD
S505017R	SH 50 X 1.7 Rad	6.500	0.864	0.200	✓									4	QLD
S505017R	SH 50 X 1.7 Rad (Mill Only)	7.340	0.864	0.200	✓									4	NSW
S50502R	SH 50 X 2 Rad	1.800	1.018	0.190	✓					✓				2	NSW
S50502R	SH 50 X 2 Rad	2.100	1.018	0.190	✓					✓				2	NSW
S50502R	SH 50 X 2 Rad	6.500	1.018	0.190	✓				✓					1	QLD
S50502R	SH 50 X 2 Rad	6.500	1.018	0.190	✓	✓	✓	✓		✓	✓	✓		2	NSW
S50503R	SH 50 X 3 Rad	6.500	1.466	0.190	✓									2	QLD
S65653R	SH 65 X 3 Rad	6.500	1.953	0.249	✓									2	NSW/QLD
S69693R	SH 69 x 3 Rad - (Sleeve for S75x3)	6.500	2.188	0.273	✓									1	NSW
S757528R	SH 75x 2 Rad	6.500	2.131	0.290	✓									1	NSW
S90902R	SH 90 X 2 Rad (Grooved)	3.000	1.854	0.351	✓	✓	✓	✓		✓	✓	✓		2	NSW
S90902R	SH 90 X 2 Rad (Grooved)	6.500	1.854	0.351	✓	✓	✓	✓		✓	✓	✓	✓	2	NSW

## 2.3 - Structural Square Hollow (Radius Edges)



Part Number	Dimensions Width x Height x Thickness (mm)	Length	Mass/m	AP	R2	R2	Mill finish	Pack Size	Location
S7676635	S 76 X 6.35 Rad-LARGE PRESS	6.000	4.415	0.277	16.00	9.65	✓	2	NSW
S8798796	S 87.9 X 6 Rad - LARGE PRESS	6.500	5.325	0.342			✓	1	NSW
S1001006	S 100 X 6 Rad-LARGE PRESS	6.000	5.863	0.379	12.00	6	✓	1	NSW
S10161016635	S 101.6 X 6.35 Rad - LARGE PRESS	6.500	6.368	0.385			✓	1	NONE

Item is discontinued

### 3.1 - Channel (6063-T5)



Part Number	Dimensions	Width x Height x Thickness (m)	Length	Mass/m	AP	Mill Finish	PB	PR	PW	SBL	PSP	CL	DC	WG	MM	Pack Size	Location
C121216	CH 12 X 12 X 1.6 (LM2)		6.500	0.142	0.100	✓						✓				24	NSW/QLD
C161616	CH 16 X 16 X 1.6 (LM2)		6.500	0.194	0.100	✓						✓				14	NSW/QLD
C202016	CH 20 X 20 X 1.6 (LM1)		5.700	0.246	0.117						R/O		R/O			16	NSW
C202016	CH 20 X 20 X 1.6 (LM1)		6.500	0.246	0.117	✓	✓	✓	✓	✓		✓	✓	✓	✓	16	NSW
C252516	CH 25 X 25 X 1.6 (LM2)		6.500	0.311	0.147	✓				✓						12	NSW
C25253	CH 25 X 25 X 3		6.500	0.561	0.144	✓			✓			✓				6	NSW
C25403	CH 25 X 40 X 3		6.500	0.805	0.254	✓						✓				4	NSW
C32253	CH 32 X 25 X 3		6.500	0.618	0.158	✓						✓				4	NSW
C40253	CH 40 X 25 X 3		6.500	0.683	0.174	✓						✓				6	NSW
C41925416	41.9x25.4x1.6 (Patio Rail Channel) (LM1)		6.500	0.387	0.180		✓	✓	✓	NOV23						10	NSW
C43303	43x30x3 (50mm Post Bracket)		4.000	0.788	0.200	✓										4	NSW
C45323	45x32x3 (50mm Post Bracket)		4.000	0.837	0.212	✓										4	NSW
C50253	CH 50 X 25 X 3		6.500	0.764	0.194	✓						✓				4	NSW
C50503	CH 50 X 50 X 3		6.500	1.166	0.294	✓										1	QLD
C60323	CH 60 X 32 X 3		6.500	0.959	0.242	✓										2	NSW
C84503	84x50x3 (90mm Post Bracket)		4.000	1.447	0.194	✓										2	NSW
C84506	84x50x6 (HEAVY DUTY 90mm Post Bracke)		4.000	2.265	0.352	✓										1	NSW

### 3.2 - Structural Channel (6061-T6)



Part Number	Dimensions	Width x Height x Thickness (mm)	Length	Mass/m	AP	R1	R2	Mill Finish	Pack Size	Location
C762381635MF55	CH 76.2 X 38.1 X 6.35		5.500	2.741	0.285	7.62	-	✓	2	NSW
C1016508635MF55	CH101.6X50.8X6.35 -LARGE PRESS		5.500	3.753	0.384	9.14	-	✓	2	NSW
C127635635MF55	CH127X63.5X6.35 -LARGE PRESS		5.500	5.269	0.485	10.67	-	✓	2	NSW
C1524635635MF55	CH152.4X63.5X6.35 -LARGE PRESS		5.500	5.208	0.536	10.67	-	✓	2	NSW
C1778762635MF55	CH177.8X76.2X6.35 -LARGE PRESS		5.500	7.435	0.636	12.2	-	✓	2	NSW

COOLROOM AND OTHER CHANNELS CONTINUE ON PAGE 24

# 4.1 - Angles

LM=Low Mass

16.08.23 - Angle 12x12x3.0 coming soon, MILL FINISH, 6.5m NSW

Part Number	Dimensions Width x Height x Thickness (mm)	Length	Mass/m	AP	MF	PB	PR	PW	SBL	CBL	APO	DC	CL	SM	WG	MM	Pack Size	Location
A121216	A 12 X 12 X 1.6 (LM2)	6.500	0.097	0.100	✓		✓	✓	✓				✓				40	NSW
A161616	A 16 X 16 X 1.6 (LM2)	6.500	0.132	0.100	✓												20	NSW
A201216	A 20 X 12 X 1.6 (LM2)	6.500	0.132	0.100	✓		✓	✓	✓				✓				30	NSW
A202016	A 20 X 20 X 1.6 (LM2)	6.500	0.167	0.100	✓	✓	✓	✓	✓		R/O	R/O	✓		✓	✓	20	NSW
A20203	A 20 X 20 X 3 (LM1)	6.500	0.301	0.100	✓								✓				10	NSW
A251216	A 25 X 12 X 1.6 (LM2)	6.500	0.153	0.100	✓		✓	✓	✓				✓			✓	30	NSW
A252016	A 25 X 20 X 1.6 (LM2)	6.500	0.188	0.100	✓		✓	✓	✓		✓		✓				20	NSW
A25203	A 25 X 20 X 3 (LM1)	6.500	0.341	0.100	✓								✓				10	NSW
A252516	A 25 X 25 X 1.6 (LM1)	6.500	0.209	0.100	✓		✓	✓	✓				✓				20	NSW
A25253	A 25 X 25 X 3 (LM1)	6.500	0.382	0.100	✓								✓				10	NSW
A322016	A 32 X 20 X 1.6 (LM1)	6.500	0.219	0.104	✓		✓	✓	✓		✓		✓				20	NSW
A32203	A 32 X 20 X 3.0 (LM1)	6.500	0.397	0.104	✓								✓				4	NSW/QLD
A322516	A 32 X 25 X 1.6	6.500	0.24	0.114	✓		✓	✓		✓	✓		✓			✓	1	NSW/QLD
A32253	A 32 X 25 X 3	6.500	0.439	0.011	✓								✓				1	QLD
A323216	A 32 X 32 X 1.6 (LM1)	6.500	0.271	0.128	✓								✓				14	NSW
A32323	A 32 X 32 X 3	6.500	0.496	0.128	✓								✓				8	NSW
A401214	A 40 X 12 X 1.4	6.500	0.191	0.104	OCT23			OCT23	OCT23				QLD				1	QLD
A402016	A 40 X 20 X 1.6 (LM1)	6.500	0.253	0.120	✓	✓	✓	✓	✓		✓	✓	✓		✓	✓	10	NSW
A40203	A 40 X 20 X 3.0	6.500	0.462	0.120	✓												4	NSW
A402516	A 40 X 25 X 1.6 (LM1)	6.500	0.275	0.130	✓		✓	✓	Q	✓	✓		✓			✓	10	NSW/QLD
A40253	A 40 X 25 X 3	6.500	0.504	0.130	✓								✓				8	NSW
A404016	A 40 X 40 X 1.6 (LM1)	6.500	0.340	0.160	✓	✓	✓	✓	✓				✓	✓	R/O	✓	8	NSW
A40403	A 40 X 40 X 3	6.500	0.626	0.160	✓								✓				6	NSW
A502516	A 50 X 25 X 1.6 (LM1)	6.500	0.318	0.150	✓	✓	✓	✓	✓	✓			✓			✓	10	NSW
A50253	A 50 X 25 X 3	6.500	0.585	0.150	✓								✓				6	NSW
A505016	A 50 X 50 X 1.6	6.500	0.427	0.200	✓	✓	✓	✓	✓				✓	✓	✓	✓	8	NSW
A50503	A 50 X 50 X 3	6.500	0.789	0.200	✓								✓				4	NSW
A50504	A 50 X 50 X 4	6.500	1.04	0.200	✓												2	NSW
A50506	A 50 X 50 X 6	6.500	1.528	0.200	✓												2	NSW
A602016	A 60 X 20 X 1.6	6.500	0.34	0.160									✓				1	QLD
A60603	A 60 X 60 X 3	6.500	0.951	0.240	✓												4	NSW
A702516	A 70 X 25 X 1.6	6.500	0.405	0.190	✓	✓		✓		✓	✓		✓		✓	✓	10	NSW
A704015	A 70 X 40 X 1.5	6.500	0.441	0.223	✓								✓	✓			8	NSW/QLD
A70403	A 70 x 40 x 3	6.500	0.870	0.226	✓												6	NSW
A80203	A 80 X 20 X 3	6.500	0.789	0.200	✓												4	NSW
A80806	A 80 X 80 X 6	6.500	2.504	0.320	✓												1	NSW
A904016	A 90 X 40 X 16	6.500	0.554	0.260	✓												3	NSW
A100253	A 100 X 25 X 3	6.500	0.992	0.249	✓								✓				3	NSW
A100503	A 100 X 50 X 3	6.500	1.195	0.300	✓								✓				3	NSW
A1001003	A 100 X 100 x 3	6.500	1.601	0.399	✓												1	NSW
A1001006	A 100 X 100 X 6	6.500	3.142	0.399	✓												1	NSW

## 5.1 - Flat Bar

Part Number	Description	Length	Mass/m	AP	Mill Finish	Clear Anodised	Pack Size	Location
F103	F 10 X 3 (LM2)	4.000	0.081	0.100	✓	✓	50	NSW
F123	F 12 X 3 (LM2)	4.000	0.098	0.100	✓		40	NSW
F163	F 16 X 3 (LM2)	4.000	0.130	0.100	✓		30	NSW
F2016	F 20 X 1.6 (LM2)	4.000	0.086	0.100	✓		50	NSW
F203	F 20 X 3 (LM2)	4.000	0.163	0.100	✓	✓	20	NSW
F206	F 20 X 6 (LM1)	4.000	0.325	0.100	✓		12	NSW
F2516	F 25 X 1.6 (LM2)	2.800	0.108	0.100	✓	✓	36	NSW
F2516	F 25 X 1.6 (LM2) <small>PW - SBL OCT23-NSW</small>	4.000	0.108	0.100	✓	✓	1	QLD
F253	F 25 X 3 (LM1)	4.000	0.203	0.100	✓	✓	20	NSW
F256	F 25 X 6	4.000	0.407	0.100	✓		8	NSW
F323	F 32 X 3 (LM1)	4.000	0.261	0.100	✓	✓	14	NSW
F326	F 32 X 6	4.000	0.520	0.100	✓		8	NSW
F403	F 40 X 3 (LM1)	4.000	0.325	0.100	✓	✓	12	NSW/QLD
F406	F 40 X 6	4.000	0.650	0.100	✓		6	NSW
F4010	F 40 X 10	4.000	1.084	0.100	✓		3	NSW
F5016	F 50 X 1.6 <small>PW - SBL OCT23-NSW</small>	4.000	0.216	0.103	✓	✓	1	QLD
F503	F 50 X 3	4.000	0.407	0.106	✓	✓	8	NSW
F506	F 50 X 6	4.000	0.813	0.112	✓		4	NSW
F5010	F 50 X 10	4.000	1.355	0.120	✓		2	NSW
F5012	F 50 X 12	4.000	1.626	0.124	✓		2	NSW
F603	F 60 X 3	4.000	0.488	0.126	✓	✓	8	NSW
F8016	F 80 X 1.6	4.000	0.346	0.163	✓	✓	1	QLD
F803	F 80 X 3	4.000	0.650	0.168	✓	✓	6	NSW
F806	F 80 X 6	4.000	1.301	0.172	✓		3	NSW
F8010	F 80 X 10	4.000	2.168	0.180	✓		2	NSW
F8025	F 80 X 25-LARGE PRESS / MILL ORDER ONLY	4.000	5.420	0.210	✓		1	NSW
F10016	F 100 x 1.6	2.800	0.434	0.203	✓		8	NSW
F10016	F 100 x 1.6	3.600	0.434	0.203	✓	✓	8	NSW
F10016	F 100 x 1.6 <small>PW - SBL OCT23-NSW</small>	4.000	0.434	0.203	✓	✓	1	QLD
F15016	F 150 x 1.6	3.600	0.650	0.203	✓	✓	8	NSW
F15016	F 150 x 1.6	4.000	0.650	0.203	✓	✓	1	QLD
F1003	F 100 X 3	4.000	0.813	0.206	✓	✓	4	NSW
F1006	F 100 X 6	4.000	1.626	0.212	✓		3	NSW
F10010	F 100 x 10	4.000	2.710	0.220	✓		2	NSW
F10012	F 100 X 12-MILL ORDER ONLY	4.000	3.252	0.224	✓		1	NSW
F10025	F 100 X 25-LARGE PRESS / MILL ORDER ONLY	4.000	6.775	0.250	✓		1	NSW
F16025	F 160 X 25-LARGE PRESS / MILL ORDER ONLY	4.000	10.840	0.370	✓		1	NSW



## 6.1 - Round Tube



Privacy/Slat Screen Systems

Part Number	Description	Length	Mass/m	AP	Mill Finish	Clear Anodised	Pack Size	Location
T1216	RT12 X 1.6	6.500	0.142	0.100	✓		24	NSW
T158812	RT 15.88 X 1.2	1.195	0.152	0.100	✓		1	QLD
T1588142	RT 15.88 X 1.42	6.100	0.174	0.100	✓		1	QLD
T1612	RT 16 X 1.2	6.100	0.151	0.100	✓		1	QLD
T1616	RT 16 X 1.6 T6 (LM2)	1.190	0.196	0.100	✓		20	NSW
T1616	RT 16 X 1.6 T6 (LM2)	6.500	0.196	0.100	✓		20	NSW
T1616	RT 16 X 1.6 T6 (LM2)	7.340	0.196	0.100	✓		20	NSW
T1912	RT 19 X 1.2 (LM2)	1.195	0.182	0.100	✓		20	QLD
T1912	RT 19 X 1.2 (LM2)	6.100	0.182	0.100	✓		20	QLD
T1912	RT 19 X 1.2 (LM2)	6.500	0.182	0.100	✓		20	NSW
T1916	RT 19 X 1.6 (LM1)	6.500	0.237	0.100	✓		16	NSW
T2016	RT 20 X 1.6 (LM1)	6.500	0.251	0.100	✓		14	NSW
T2516	RT 25 X 1.6 (LM1)	6.500	0.319	0.100	✓		12	NSW
T253	RT 25 X 3	6.500	0.561	0.100	✓		6	NSW
T3216	RT 32 X 1.6	6.500	0.414	0.101	✓		8	NSW
T323	RT 32 X 3	6.500	0.741	0.101	✓		4	NSW
T381198	RT 38.1 X 1.98	6.500	0.622	0.120	✓		2	NSW
T403	RT 40 X 3	6.500	0.951	0.100	✓		4	NSW
T502	RT 50 X 2	6.500	0.817	0.157	✓		2	NSW
T503	RT 50 X 3	6.500	1.200	0.157	✓		2	NSW
T602	RT 60 X 2	6.500	0.988	0.189	✓		2	NSW
T605	RT 60 X 5	6.500	2.341	0.189	✓		1	QLD
T635396	RT 63.5 X 3.96 (T4)	3.200	2.007	0.199	✓		1	QLD
T635396	RT 63.5 X 3.96 (T4)	3.900	2.007	0.199	✓		1	QLD
T76238	RT 76.2 X 3.8 (T4)	6.000	2.342	0.239	✓		1	QLD
T802	RT 80 X 2	6.500	1.328	0.251	✓		2	NSW
T903	RT 90 X 3	6.500	2.222	0.283	✓		2	NSW
T1003	RT 100 X 3	6.500	2.477	0.314	✓		1	NSW

## 7.2 - Square Solid (6061-T6)



Part Number	Description	Length	Mass/m	AP	Mill Finish	Pack Size	Location
SQROD25MF4	25mm Square Solid	4.000	1.688	0.100	DISCONTINUED	✓	4 NSW

## 8.1 - Flat Sheet (5005-H34)



PLEASE SPECIFY IF ANODISED QUALITY IS REQUIRED

Part Number	Description	Finish	Mass	SqM	Mill Finish	Location
S1.612002400MF2S	Sheet 1.6 x 1200 x 2400	MILL	12.438	2.88	✓	NSW
S2.012002400MF2S	Sheet 2.0 x 1200 x 2400	MILL	15.547	2.88	✓	NSW
S2.512002400MF2S	Sheet 2.5 x 1200 x 2400	MILL	19.434	2.88	✓	NSW
S3.012002400MF2S	Sheet 3.0 x 1200 x 2400	MILL	23.321	2.88	✓	NSW

\* Other sizes and specs are available upon enquiry.

## 9.1 - Tread Plate - (5052)




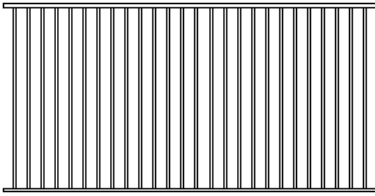
Part Number	Description	Finish	Mass	SqM	Mill Finish	Location
TP1.612002400FB1S	5 Bar Tread Plate 1.6x1200x2400	Mill	14.400	2.88	✓	NSW
TP2.512002400FB1S	5 Bar Tread Plate 2.5x1200x2400	Mill	21.600	2.88	✓	NSW
TP3.012002400FB1S	5 Bar Tread Plate 3.0x1200x2400	Mill	25.632	2.88	✓	NSW

\* Other sizes and specs are available upon enquiry.

TP2.012002400FB1S - ADDED March 2023

OTHER SIZES ARE AVAILABLE ON REQUEST  
OTHER ALLOYS ARE AVAILABLE ON REQUEST Including:  
5052-H32, 5082-H321, 5005-H14(55HX) AQ sheet



ALSO AVAILABLE:  
Clear Anodised Sheet 5005-H14(55H)  
Propellor Plate 3003-H22 (Bright)



**(AS1926 Passed)**

**10.1 - Flat Top Pool Fencing Panels - 16mm Pickets (90mm Centres)**

Part Number	Description	Mass	Alloy	Mill Finish	Woodland Grey	Primrose	Satin Black	Pallet	Location
FTP12002400N	Fence Panel 1200x2400; 6 point welded		6063A-T6	✓	New	✓	✓	50	NSW/QLD
FTGP1200950	Gate Panel 1200x950 (PANEL 15D)		6063A-T6	✓	New	✓	✓	50	NSW
FTGP1200970	ZH535 1200x970 16mm Picket 6PT Weld		6063A-T6	✓			✓	50	QLD



GATE IS MITRED

**(AS1926 Passed)**

**10.4 - Flat Top Pool Fencing Panel -19mm Pickets (98mm Centres)**

Part Number	Description	Mass	Alloy	Mill Finish	Satin Black	Location
PANEL30D	Fence Panel 1200x2400 (PANEL 30D)		6063A-T6	✓	✓	NSW
PANEL30A	Gate Panel 1200x970 (PANEL 30A) - MITRED CNRS		6063A-T6	✓	✓	NSW
FTPZH529	ZH529 1200x970 19mm Picket 6PT Weld			✓	✓	QLD

**10.2 - Fencing Components**

	CAST FENCE RAIL BRACKET - ADC12 Alloy						
	<b>Code:</b>	Mill Finish	Primrose	Woodland Grey	Satin Black	Pack Size	Location
	R3825BKT	✓	✓	New	✓	200	NSW
	FLANGED POST ADAPTOR - Suits 50mm Squares 50x50x1.6 or 50x50x1.7 Radius ONLY						
	<b>Code:</b>	Mill Finish	Location				
	50MMPOSTBKTMF	✓	NSW				
	SQUARE PLASTIC PLUG - 50 x 50 x 1.6 - Fence Post Cap						
	<b>Code:</b>	Black	Location				
	U022	✓	NSW				
	SAFETCH Pool Gate Latch (keyless) with A Pair of Hinges						
	<b>Code:</b>	Black	Pack Size	Location			
	SL50KG90	✓	1	NSW			
	SLIDING GATE TRACK - 60mm x 16mm - Pre Drilled 8.5mm Holes @ 256mm Centres						
	<b>Code:</b>	Mass/M	AP	Length	ClearAnodised	Pack Size	Location
	ZL-5550	0.964	0.143	6.5	✓	4	NSW
	SLIDING GATE TRACK						
	<b>Code:</b>	Mass/M	AP	Length	Mill Finish	Pack Size	Location
	AE1526	1.064	0.221	Page 21-2	✓	2	QLD
	SLIDING GATE CHANNEL						
	<b>Code:</b>	Mass/M	AP	Length	Mill Finish	Pack Size	Location
	SA00349	1.397		6.5	✓	1	QLD
	SLIDING GATE GUIDE						
	<b>Code:</b>	Mass/M	AP	Length	Mill Finish	Pack Size	Location
	SA00348	2.156		6.5	✓	1	QLD

## Fence Posts - Square Edge



Refer to 2.1 - Square Hollow on Price List

Part Number	Die No.	Description	Length	Mass/m	Mill Finish	Paperbark	Primrose	Pearl White	Satin Black	WG	MM	Pack Size	Location
S505016	010215	SH 50 X 1.6	1.815	0.837	✓		R/O		✓	✓		4	NSW
S505016	010215	SH 50 X 1.6	2.115	0.837	✓		R/O		✓	✓		4	NSW
S505016	010215	SH 50 X 1.6	6.500	0.837	✓	✓	✓	✓	✓	✓	✓	4	NSW
S505016	010215	SH 50 X 1.6	7.340	0.837	✓							4	NSW

## Fence Posts - Radius Edge



Refer to 2.2 - Square Hollow on Price List


Part Number	Die No.	Description	Length	Mass/m	Mill Finish	Paperbark	Primrose	Pearl White	Satin Black	WG	MM	Pack Size	Location
S505017R	010238	SH 50 X 1.7 Rad	1.800	0.864	✓				✓			4	NSW
S505017R	010238	SH 50 X 1.7 Rad	2.100	0.864	✓				✓			4	NSW
S505017R	010238	SH 50 X 1.7 Rad	6.500	0.864	✓					R/O		4	NSW
S505017R	010238	SH 50 X 1.7 Rad	7.340	0.864	✓							4	NSW
S50502R	010403	SH 50 X 2 Rad	1.800	1.018					✓			2	NSW
S50502R	010403	SH 50 X 2 Rad	2.100	1.018					✓			2	NSW/QLD
S50502R	010403	SH 50 X 2 Rad	6.500	1.018	✓	✓	✓	✓	✓	New	New	2	NSW

## 11.1 - Punched Fence Rails



Part Number	Die No.	Description	Length	Mass/m	AP	Mill Finish	Pack	Location
DP90C16R	050336	RH 38 X 25 X 1.5 - <b>16mm ROUND</b> DoublePunched @ 90mm Centres	2.475	0.472	0.121	✓	1	QLD
DP90C16R	050336	RH 38 X 25 X 1.5 - <b>16mm ROUND</b> DoublePunched @ 90mm Centres	3.000	0.472	0.121	✓	1	QLD
DP90C16R	050336	RH 38 X 25 X 1.5 - <b>16mm ROUND</b> DoublePunched @ 90mm Centres	7.340	0.472	0.121	✓	8	NSW
SP90C16R	050336	RH 38 X 25 X 1.5 - <b>16mm ROUND</b> Single Punched @ 90mm Centres	2.475	0.472	0.121	✓	1	QLD
SP90C16R	050336	RH 38 X 25 X 1.5 - <b>16mm ROUND</b> Single Punched @ 90mm Centres	3.000	0.472	0.121	✓	1	QLD
SP90C16R	050336	RH 38 X 25 X 1.5 - <b>16mm ROUND</b> Single Punched @ 90mm Centres	7.340	0.472	0.121	✓	8	NSW
DP95C195R	050336	RH 38 X 25 X 1.5 - <b>19mm ROUND</b> Double Punched @ 95mm Centres	2.475	0.472	0.121	✓	1	QLD
DP95C195R	050336	RH 38 X 25 X 1.5 - <b>19mm ROUND</b> Double Punched @ 95mm Centres	3.000	0.472	0.121	✓	1	QLD
DP95C195R	050336	RH 38 X 25 X 1.5 - <b>19mm ROUND</b> Double Punched @ 95mm Centres	7.340	0.472	0.121	✓	8	NSW
SP95C195R	050336	RH 38 X 25 X 1.5 - <b>19mm ROUND</b> Single Punched @ 95mm Centres	2.475	0.472	0.121	✓	1	QLD
SP95C195R	050336	RH 38 X 25 X 1.5 - <b>19mm ROUND</b> Single Punched @ 95mm Centres	3.000	0.472	0.121	✓	1	QLD
SP95C195R	050336	RH 38 X 25 X 1.5 - <b>19mm ROUND</b> Single Punched @ 95mm Centres	7.340	0.472	0.121	✓	8	NSW
DP106C16R	050336	RH 38 X 25 X 1.5 - <b>16mm ROUND</b> Double Punched @ 106mm Centres	7.340	0.472	0.121	✓	8	NSW
SP106C16R	050336	RH 38 X 25 X 1.5 - <b>16mm ROUND</b> Single Punched @ 106mm Centres	7.340	0.472	0.121	✓	8	NSW
DP114C19S	050336	RH 38 X 25 X 1.5 - <b>20mm SQUARE</b> Double Punched @ 114mm Centres	7.340	0.472	0.121	✓	8	NSW
SP114C19S	050336	RH 38 X 25 X 1.5 - <b>20mm SQUARE</b> Single Punched @ 114mm Centres	7.340	0.472	0.121	✓	8	NSW
S40402R3R1R-F01		SH 40X40X2 - <b>19mm Round (Fab 01)</b> Single Punched with 100mm spacing	6.500	0.805	0.160	✓	1	N/Q
S50502RMF65-F03		SH 50X50X2 - <b>65X16 F03</b> Single Punched with 7.6mm Gap	6.500	1.018	0.200	✓	1	N/Q
S50502RMF65-F04		SH 50X50X2 - <b>65X16 F04</b> Single Punched with 20mm Gap	6.500	1.018	0.200	✓	1	N/Q
S50502RMF65-F05		SH 50X50X2 - <b>65X16 F05</b> Double Punched with 7.6mm Gap	6.500	1.018	0.200	✓	1	N/Q
S50502RMF65-F06		SH 50X50X2 - <b>65X16 F06</b> Double Punched with 20mm Gap	6.500	1.018	0.200	✓	1	N/Q

## 11.1 - Punched Fence Rails \*\*\* NEW ITEM \*\*\*

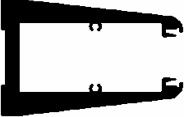





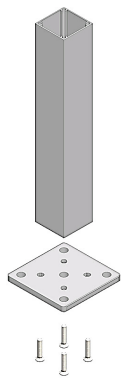
Part Number	Privacy/Slat Description	Mass/m	AP	Mill Finish	Location
SP74C6516R	010767 SH 40X40X1.6 - <b>16.5X65.6mm Punched Holes</b> Single Punched with 8mm spacing	0.653	0.156	✓	QLD/NSW
SP86C6516R	010767 SH 40X40X1.6 - <b>16.5X65.6 Punched Holes</b> Single Punched with 20mm spacing	0.653	0.156	✓	QLD/NSW

### Tubular Pickets Refer to 6.1 - Square Hollow on Price List **LM=Low Mass**

Part Number	Die No.	Description	Length	Mass/m	Mill Finish	Pack Size	Location
T1616	040483	Round Tube 16 X 1.6 T6 ( <b>LM2</b> )	1.190	0.196	✓	20	NSW
T1616	040483	Round Tube 16 X 1.6 T6 ( <b>LM2</b> )	6.500	0.196	✓	20	NSW
T1616	040483	Round Tube 16 X 1.6 T6 ( <b>LM2</b> )	7.340	0.196	✓	20	NSW
T1912	040491	Round Tube 19 X 1.2 ( <b>LM2</b> )	1.190	0.182	✓	20	NSW
T1912	040491	Round Tube 19 X 1.2 ( <b>LM2</b> )	6.500	0.182	✓	20	NSW
T1916	040512	Round Tube 19 X 1.6 ( <b>LM1</b> )	6.500	0.237	✓	16	NSW
S191912	010222	Square 19 X 1.2 Rad ( <b>LM1</b> )	6.500	0.229	✓	16	NSW
S191915	010217	Square 19 X 1.5 Rad ( <b>LM1</b> )	6.500	0.299	✓	12	NSW

## 14.1 - Frameless Glass Fencing

	GROUND GLAZING CHANNEL-LARGE PRESS 3000T - Now in T6 Temper (12mm GLASS FOR POOL FENCING)								
	<b>Code:</b>	<b>Mass/M</b>	<b>AP</b>	<b>Length</b>	<b>Mill Finish</b>	<b>Pack Size</b>	<b>Location</b>		
	ZL-5113	5.794	0.582	6.5	✓	1	NSW		
	GROUND GLAZING CHANNEL - END CAP								
	<b>Code:</b>					<b>Mill Finish</b>	<b>Pack Size</b>	<b>Location</b>	
	ZL-5113ENDCAP					✓	100	NSW	
	GROUND GLAZING CHANNEL - PLASTIC GLAZING SPACER (12mm GLASS FOR POOL FENCING)								
	<b>Code:</b>					<b>Mill Finish</b>	<b>Pack Size</b>	<b>Location</b>	
	ZL-5113SPACER					✓	100	NSW	
	GROUND GLAZING CHANNEL - GLAZING RUBBER FOR 12mm GLASS								
	<b>Code:</b>			<b>Length (m)</b>	<b>Mill Finish</b>	<b>Pack Size</b>	<b>Location</b>		
	P414/08BK			200	✓	1	NSW		









**FLANGED POST OPTION**

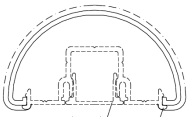









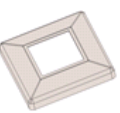


AE413 Plain Post  
BP100 Base Plate  
CP100 Cover Plate

**RECOMMENDED SCREWS - 12g x 1¾ (BASE TO POST)**

## 15.1 - "duraMAX" 50mm Glazed Pool Fencing/Balustrade System








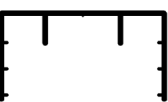



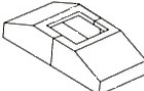

	1 WAY GLAZING POST									
	<b>Code:</b>	<b>Mass/M</b>	<b>AP</b>	<b>Length</b>	<b>Mill Finish</b>	<b>Precious Silver</b>	<b>Satin Black</b>	<b>Pack Size</b>	<b>Location</b>	
	AE414	1.932	0.280	5.7	✓	✓	✓	2	NSW	
	2 WAY GLAZING POST									
	<b>Code:</b>	<b>Mass/M</b>	<b>AP</b>	<b>Length</b>	<b>Mill Finish</b>	<b>Precious Silver</b>	<b>Satin Black</b>	<b>Pack Size</b>	<b>Location</b>	
	AE415	2.103	0.342	5.7	✓	✓	✓	2	NSW	
	135° GLAZING POST									
	<b>Code:</b>	<b>Mass/M</b>	<b>AP</b>	<b>Length</b>	<b>Mill Finish</b>	<b>Precious Silver</b>	<b>Satin Black</b>	<b>Pack Size</b>	<b>Location</b>	
	AE416	1.812	0.312	5.7	✓	✓	✓	2	NSW	
	90° GLAZING POST									
	<b>Code:</b>	<b>Mass/M</b>	<b>AP</b>	<b>Length</b>	<b>Mill Finish</b>	<b>Precious Silver</b>	<b>Satin Black</b>	<b>Pack Size</b>	<b>Location</b>	
	AE418	1.958	0.332	5.7	✓	✓	✓	2	NSW	
	GLAZING POST POCKET INFILL - Suits Glazed Posts and Adaptor Pockets									
	<b>Code:</b>	<b>Mass/M</b>	<b>AP</b>	<b>Length</b>	<b>Mill Finish</b>	<b>Precious Silver</b>	<b>Satin Black</b>	<b>Pack Size</b>	<b>Location</b>	
	AE899 (LM1)	0.159	0.100	5.7	✓	✓	✓	20	NSW	
	70x32mm CLIP ON HAND RAIL for 50mm Glazed System									
	<b>Code:</b>	<b>Mass/M</b>	<b>AP</b>	<b>Length</b>	<b>Mill Finish</b>	<b>Precious Silver</b>	<b>Satin Black</b>	<b>Pack Size</b>	<b>Location</b>	
	AE897	0.675	0.285	5.7	✓	✓	✓	2	NSW	

## 15.1 - "duraMAX"™ 50mm Glazed Pool Fencing / Balustrade System

	70x38mm(Radius 35mm) CLIP ON HAND RAIL for 50mm Glazed System												
	<b>Code:</b>	<b>Mass/M</b>	<b>AP</b>	<b>Length</b>	<b>Mill Finish</b>	<b>Precious Silver</b>	<b>Satin Black</b>	<b>Pack Size</b>	<b>Location</b>				
	AE900	0.614	0.253	5.7	✓	✓	✓	2	NSW				
	HANDRAIL ADAPTOR for AE897												
	<b>Code:</b>	<b>Mass/M</b>	<b>AP</b>	<b>Length</b>	<b>Mill Finish</b>	<b>Precious Silver</b>	<b>Satin Black</b>	<b>Pack Size</b>	<b>Location</b>				
	AE898	0.584	0.254	5.7	✓	✓	✓	2	NSW				
	GLAZING RUBBER - suit 8.00mm GLASS												
	<b>Code:</b>	<b>Length (m)</b>	<b>Black</b>	<b>Pack Size</b>	<b>Location</b>								
	P414/08BK	200	✓	1	NSW								
	GLAZING RUBBER - suit 10.00mm GLASS												
	<b>Code:</b>	<b>Length (m)</b>	<b>Black</b>	<b>Pack Size</b>	<b>Location</b>								
	P414/10BK	200	✓	1	NSW								
	GLAZING RUBBER - suit 12.00mm GLASS												
	<b>Code:</b>	<b>Length (m)</b>	<b>Black</b>	<b>Pack Size</b>	<b>Location</b>								
	P414/12BK - (P414/38 ; PT0805 Channel, PT0804 Wedge)	150	✓	1	NSW								
	GLAZING RUBBER - suit 12.76mm GLASS												
	<b>Code:</b>	<b>Length (m)</b>	<b>Black</b>	<b>Pack Size</b>	<b>Location</b>								
	P414/35BK - (P414/35)	150	✓	1	NSW								
	SQUARE HAND RAIL END CAP for AE897												
	<b>Code:</b>	<b>Mass</b>	<b>Mill Finish</b>	<b>Precious Silver</b>	<b>Satin Black</b>	<b>Pack Size</b>	<b>Location</b>						
	HREC70	0.023	✓	✓	✓	20	NSW						
	ROUND ALUMINIUM HAND RAIL END CAP for AE900												
	<b>Code:</b>	<b>Mass</b>	<b>Mill Finish</b>	<b>Precious Silver</b>	<b>Satin Black</b>	<b>Pack Size</b>	<b>Location</b>						
	HROD70		✓	✓	✓	20	NSW						
	PRESSED ALUMINIUM TOP CAP for 50mm Posts - <b>RAISED</b>												
	<b>Code:</b>	<b>Mass</b>	<b>Mill Finish</b>	<b>Precious Silver</b>	<b>Satin Black</b>	<b>Pack Size</b>	<b>Location</b>						
	PTC50SQ	0.030	✓	✓	✓	100	NSW						
	CAST ALUMINIUM POST TOP CAP for AE413 Plain Post and 50mm Glazed POSTS - <b>FLAT</b>												
	<b>Code:</b>	<b>Mass</b>	<b>Mill Finish</b>	<b>Precious Silver</b>	<b>Satin Black</b>	<b>Pack Size</b>	<b>Location</b>						
	PTCF50	0.016	✓	✓	✓	100	NSW						
	PRESSED ALUMINIUM COVER PLATE												
	<b>Code:</b>	<b>Mass</b>	<b>Mill Finish</b>	<b>Precious Silver</b>	<b>Satin Black</b>	<b>Pack Size</b>	<b>Location</b>						
	CP100	0.034	✓	✓	✓	100	NSW						
	100x10mm ALUMINIUM SCREW ON BASE PLATE for - <b>SLAT POSTS, PLAIN POST, GLAZED POSTS</b>												
	<b>Code:</b>	<b>Mass</b>	<b>Mill Finish</b>	<b>Precious Silver</b>	<b>Satin Black</b>	<b>Pack Size</b>	<b>Location</b>						
	BP100	0.197	✓	✓	✓	20	NSW						
	50mm PLAIN POST - <b>MAKE YOUR OWN FLANGED POSTS FOR POOL FENCING OR PRIVACY SCREENS</b>												
	<b>Code:</b>	<b>Length</b>	<b>MF</b>	<b>PW</b>	<b>PR</b>	<b>PB</b>	<b>DC</b>	<b>PSP</b>	<b>SBL</b>	<b>WG</b>	<b>MM</b>	<b>Pack Size</b>	<b>Location</b>
	AE413	5.7m	✓	✓		✓	✓	✓	✓	New	New	2	NSW


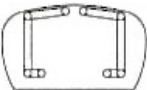
# 16.1 - Balustrade - 40mm System

LM=Low Mass

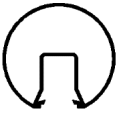


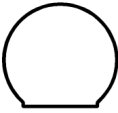

	60mm clip on handrail - End Cap U002						
	<b>Code:</b>	<b>Mass/M</b>	<b>AP</b>	<b>Length</b>	Mill Finish	PackSize	Location
	ZL-5102	0.706	0.297	6.5	✓	4	NSW
	Oval Handrail - End Cap U015						
	<b>Code:</b>	<b>Mass/M</b>	<b>AP</b>	<b>Length</b>	Mill Finish	PackSize	Location
	ZL-6932	0.526	0.233	6.5	✓	4	NSW
	Elliptical Handrail - End Cap U019						
	<b>Code:</b>	<b>Mass/M</b>	<b>AP</b>	<b>Length</b>	Mill Finish	PackSize	Location
	ZL-7076	0.739	0.280	6.5	✓	4	NSW
	Glazing channel - 46.5 x 25.4mm						
	<b>Code:</b>	<b>Mass/M</b>	<b>AP</b>	<b>Length</b>	Mill Finish	PackSize	Location
	ZL-5103	0.608	0.275	6.5	✓	6	NSW
	Clip in glazing channel - 43.0 x 25.4mm						
	<b>Code:</b>	<b>Mass/M</b>	<b>AP</b>	<b>Length</b>	Mill Finish	PackSize	Location
	ZL-5105	0.432	0.206	6.5	✓	8	NSW
	Clip in bead						
	<b>Code:</b>	<b>Mass/M</b>	<b>AP</b>	<b>Length</b>	Mill Finish	PackSize	Location
	ZL-5106 (LM1)	0.162	0.100	6.5	✓	24	NSW
	Top & Bottom Rail - 46.5 x 25.4mm						
	<b>Code:</b>	<b>Mass/M</b>	<b>AP</b>	<b>Length</b>	Mill Finish	PackSize	Location
	ZL-6580	0.401	0.203	6.5	✓	8	NSW
	Weld Channel (19.3mm Gap - Suits 19mm SQUARE OR ROUND BALUSTERS) - 46.5 x 25.4mm						
	<b>Code:</b>	<b>Mass/M</b>	<b>AP</b>	<b>Length</b>	Mill Finish	PackSize	Location
	ZL-6933	0.463	0.234	6.5	✓	8	NSW
	Infill						
	<b>Code:</b>	<b>Mass/M</b>	<b>AP</b>	<b>Length</b>	Mill Finish	PackSize	Location
	ZL-6581 (LM1)	0.190	0.100	6.5	✓	20	NSW
	Balustrade Post - Alloy 6106-T6						
	<b>Code:</b>	<b>Mass/M</b>	<b>AP</b>	<b>Length</b>	Mill Finish	PackSize	Location
	S403 (010590)	1.207	0.160	6.5	✓	2	NSW
	Foot Stake - To suit SHS 40x3 Balustrade Post Above						
	<b>Code:</b>	<b>Mass/M</b>	<b>Length</b>	Mill Finish	BoxSize	Location	
	UBFootstake	10.282	0.033	✓	40	NSW	
	<b>Code:</b>					Black	Location
	U008					✓	NSW
	45° POST - MILL ORDER ONLY						
	<b>Code:</b>	<b>Mass/M</b>	<b>AP</b>	<b>Length</b>	Mill Finish	PackSize	Location
	ZL-6582	0.962	0.150	6.5	✓	4	NSW





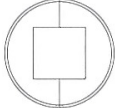
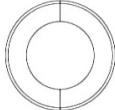
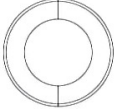




## 16.2 - Balustrade - 40mm System Handrail End Caps

	PLASTIC END CAP - Suits ZL-5102						
	<b>Code:</b>					Black	Location
	U002					✓	NSW
	OVAL HAND RAIL END CAP - Suits ZL-6932						
	<b>Code:</b>					Black	Location
	U015					✓	NSW
	ELIPTICAL END CAP - Suits ZL-7076						
	<b>Code:</b>					Black	Location
	U019					✓	NSW

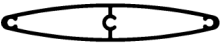



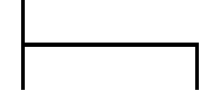


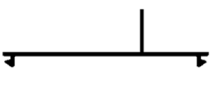

## 16.3 - Balustrade - Other Systems

	60mm Glazing Handrail						
	<b>Code:</b>	<b>Mass/M</b>	<b>AP</b>	<b>Length</b>	<b>Mill Finish</b>	<b>PackSize</b>	<b>Location</b>
	ZL-6579	1.163	0.255	6.5	✓	2	NSW
	50mm HANDRAIL (50mm Base)						
	<b>Code:</b>	<b>Mass/M</b>	<b>AP</b>	<b>Length</b>	<b>Mill Finish</b>	<b>PackSize</b>	<b>Location</b>
	ZL-2629	0.939	0.21	6.5	✓	4	NSW
	64mm MUSHROOM HANDRAIL (40.5mm Inside Base)						
	<b>Code:</b>	<b>Mass/M</b>	<b>AP</b>	<b>Length</b>	<b>Mill Finish</b>	<b>PackSize</b>	<b>Location</b>
	LG061	0.968	0.203	6.5	✓	4	NSW
	60mm HALF ROUND HANDRAIL (40mm Base)						
	<b>Code:</b>	<b>Mass/M</b>	<b>AP</b>	<b>Length</b>	<b>Mill Finish</b>	<b>PackSize</b>	<b>Location</b>
	ZL-3180	0.846	0.189	6.5	✓	4	NSW
	GLAZING CHANNEL 28 x 28mm						
	<b>Code:</b>	<b>Mass/M</b>	<b>Length</b>	<b>Mill Finish</b>	<b>PackSize</b>	<b>Location</b>	
	ZL-2879	0.563	6.5	✓	6	NSW	

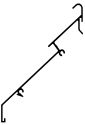

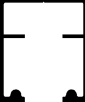
## 16.4 - Balustrade & Misc. Components

	ROUND PLASTIC PLUG - 60 X 2		
	<b>Code:</b>	Black	Location
	U001	✓	NSW
	PLASTIC GLASS STOP		
	<b>Code:</b>	Black	Location
	U003	✓	NSW
	ROUND BASE - 40mm Square Centre		
	<b>Code:</b>	Black	Location
	U004	✓	NSW
	ROUND BASE - 40mm Round Centre		
	<b>Code:</b>	Black	Location
	U005	✓	NSW
	ROUND BASE - 50mm Round Centre		
	<b>Code:</b>	Black	Location
	U006	✓	NSW
	ROUND BASE - 52mm Round Centre		
	<b>Code:</b>	Black	Location
	U007	✓	NSW
	ALUMINIUM 50mm ROUND DOMED EXTERNAL CAP		
	<b>Code:</b>	Mill Finish	Location
	U009	✓	NSW
	ALUMINIUM PATCH FITTING AND PLASTIC INSERT		
	<b>Code:</b>	Mill Finish	Location
	U010	✓	NSW
	SQUARE PLASTIC PLUG - 40 x 40 x3		
	<b>Code:</b>	Black	Location
	U011	✓	NSW
	ROUND PLUG 50mm 1.6-3.2 Wall		
	<b>Code:</b>	Black	Location
	U012	✓	NSW
	RECANGULAR PLUG 65x16 Paling Cap		
	<b>Code:</b>	Black	Location
	U013	✓	NSW
	SQUARE PLASTIC PLUG - 65 x 65 x 2.5		
	<b>Code:</b>	Black	Location
	U014	✓	NSW
	SQUARE PLASTIC PLUG - 50 x 50 x 2.5		
	<b>Code:</b>	Black	Location
	U016	✓	NSW

## 17.1 - Louvres

	LOUVRE 88 x 14.75mm									
	<b>Code:</b>	<b>Mass/M</b>	<b>AP</b>	<b>Length</b>	<b>Mill Finish</b>	<b>PackSize</b>	<b>Location</b>			
	ZL-2779	0.791	0.184	6.5	✓	4	NSW			
	LOUVRE 160 x 20mm									
	<b>Code:</b>	<b>Mass/M</b>	<b>AP</b>	<b>Length</b>	<b>Mill Finish</b>	<b>PackSize</b>	<b>Location</b>			
	ZL-5001	1.654	0.326	6.5	✓	2	NSW			
	100MM LOUVRE									
	<b>Code:</b>	<b>Mass/M</b>	<b>AP</b>	<b>Length</b>	<b>Mill Finish</b>	<b>PackSize</b>	<b>Location</b>			
	ZL-4999	0.567	0.302	6.5	✓	6	NSW			
	150MM LOUVRE									
	<b>Code:</b>	<b>Mass/M</b>	<b>AP</b>	<b>Length</b>	<b>Mill Finish</b>	<b>PackSize</b>	<b>Location</b>			
	ZL-5280	0.704	0.351	6.5	✓	4	NSW			
	92MM H COVER CHANNEL									
	<b>Code:</b>	<b>Mass/M</b>	<b>AP</b>	<b>Length</b>	<b>Mill Finish</b>	<b>PackSize</b>	<b>Location</b>			
	ZL-4994	0.683	0.327	6.5	✓	4	NSW			
	87MM ZED COVER SCREEN									
	<b>Code:</b>	<b>Mass/M</b>	<b>AP</b>	<b>Length</b>	<b>Mill Finish</b>	<b>PackSize</b>	<b>Location</b>			
	ZL-4995	0.757	0.285	6.5	✓	4	NSW			
	PLAIN FRAME									
	<b>Code:</b>	<b>Mass/M</b>	<b>AP</b>	<b>Length</b>	<b>Mill Finish</b>	<b>Clear Ano 20µm</b>	<b>PackSize</b>	<b>Location</b>		
	AS-911	1.15	0.441	6.5	✓	✓	2	NSW		
	REVEAL ADAPTOR									
	<b>Code:</b>	<b>Mass/M</b>	<b>AP</b>	<b>Length</b>	<b>Mill Finish</b>	<b>PackSize</b>	<b>Location</b>			
	AS-909	0.532	0.246	6.5	✓	6	NSW			
	FLAT FILLER									
	<b>Code:</b>	<b>Mass/M</b>	<b>AP</b>	<b>Length</b>	<b>Mill Finish</b>	<b>Clear Ano 20µm</b>	<b>Satin Black</b>	<b>Pearl White</b>	<b>Primrose</b>	<b>APO Grey</b>
	AS-006	0.456	0.208	6.5	✓	✓	✓	✓	✓	

## Face-mounted Louvres

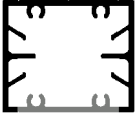
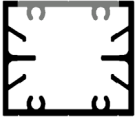
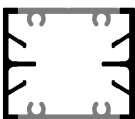


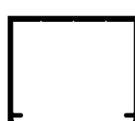


	94mm STEPPED LOUVRE BLADE R5									
	<b>Code:</b>	<b>Mass/M</b>	<b>AP</b>	<b>Length</b>	<b>Mill Finish</b>	<b>PackSize</b>	<b>Location</b>			
	TR-6094	1.033	0.460	6.5	✓	2	NSW			
	94mm STEPPED LOUVRE BLADE CLIP R2									
	<b>Code:</b>	<b>Mass/M</b>	<b>AP</b>	<b>Length</b>	<b>Mill Finish</b>	<b>PackSize</b>	<b>Location</b>			
	TR-6093	0.855	0.311	6.5	✓	2	NSW			
	LOUVRE TOP TRACK <b>WHEELS - BOTTOM TRACK - BOTTOM GUIDES ARE AVAILABLE ON REQUEST</b>									
	<b>Code:</b>	<b>Mass/M</b>	<b>AP</b>	<b>Length</b>	<b>Mill Finish</b>	<b>PackSize</b>	<b>Location</b>			
	ZL-11219	1.109	0.358	6.5	Runout	2	NSW			

## 17.2 - "duraMAX"™ Louvre Systems (details to be annouced)








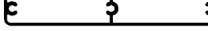
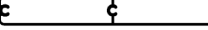



The Easy Fix Louvre Screen(items in below) has been discontinued. We are introducing a brand new prefinished louvre system that has the options of fixed, operable or sliding configuration. Please contact us for more detials

8mm Gap  
68° Pitch  
1200mm max span


AVAILABLE FINISHES: MILL, MANNEX BLACK TEXTURE, DARK CEDAR WOOD GRAIN

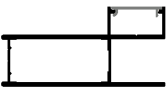

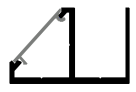






	50x40mm FRAME - LEFT - Machined to except ZL-10209								
	Code:	Mass/M	AP	Length	Mill Finish	Mannex Black	DarkCedar	Location	
	AE814L	1.326	0.180	5.111	ü	ü	ü	NSW	
	50x40mm FRAME - RIGHT - Machined to except ZL-10209								
	Code:	Mass/M	AP	Length	Mill Finish	Mannex Black	DarkCedar	Location	
	AE814R	1.326	0.180	5.111	ü	ü	ü	NSW	
	50x40mm FRAME - MIDRAIL - Double Machined to except ZL-10209								
	Code:	Mass/M	AP	Length	Mill Finish	Mannex Black	DarkCedar	Location	
	AE814M	1.326	0.180	5.111	ü	ü	ü	NSW	
	50x40mm FRAME - PLAIN MIDRAIL - Double Machined ZL-10209 passes through								
	Code:	Mass/M	AP	Length	Mill Finish	Mannex Black	DarkCedar	Location	
	AE1023L	1.035	0.180	5.111	ü	ü	ü	NSW	
	92 x 15mm ELLIPTICAL LOUVRE BLADE								
	Code:	Mass/M	AP	Length	Mill Finish	Mannex Black	DarkCedar	Location	
	ZL-10209	0.677	0.190	5	ü	ü	ü	NSW	
	50x40mm CHANNEL - Use top and bottom to make a sliding panel								
	Code:	Mass/M	AP	Length	Mill Finish	Mannex Black	DarkCedar	Location	
	AE834	0.713	0.271	5	ü	ü	ü	NSW	
	CHANNEL ADAPTOR - Clips to channel AE834								
	Code:	Mass/M	AP	Length	Mill Finish	Mannex Black	DarkCedar	Location	
	AE835 (LM1)	0.257	0.118	5	ü	ü	ü	NSW	
	PLASTIC CAP - Suits AE814 and AE834/AE835 When required (500per box)								
	Code:	Mass/M	AP	Length	Mill Finish	Mannex Black	DarkCedar	Location	
	AE814ENDCAPBL				ü	ü	100	NSW	

## 18.1 - Privacy / Slat Screens





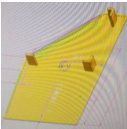
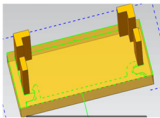

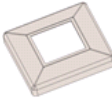

	Rectangular Hollow 40 x 10 x 1.1						
	Code:	Mass/M	AP	Length	Mill Finish	PackSize	Location
	R401011 (LM1)	0.285	0.1	6.5	✓	14	NSW
	Rectangular Hollow 50 x 10 x 1.1 <b>ALSO AVAILABLE IN 5.000m</b>						
	Code:	Mass/M	AP	Length	Mill Finish	PackSize	Location
	R501011 (LM1)	0.339	0.12	6.5	✓	10	NSW
	Rectangular Hollow 65 x 16 x 1.2 -						
	Code:	Mass/M	AP	Length	Mill Finish	PackSize	Location
	R651612	0.498	0.162	6.5	✓	4	NSW
	Rectangular Hollow 65 x 16 x 1.4 (other colours available refer to privacy screen system)						
	Code:	Mass/M	AP	Length	Mill Finish	PackSize	Location
	R651614	0.578	0.162	6.5	✓	4	NSW
	Rectangular Hollow 65 x 16 x 1.2 <b>with screw flutes (AE107)</b>						
	Code:	Mass/M	AP	Length	Mill Finish	PackSize	Location
	R651612F	0.588	0.157	6.5	✓	4	NSW
	Rectangular Hollow 80 x 16 x 1.2 <b>with screw flutes (AE045)</b>						
	Code:	Mass/M	AP	Length	Mill Finish	PackSize	Location
	R801612F	0.685	0.187	6.5	✓	4	NSW
	Rectangular Hollow 90 x 16 x 1.4 - <b>MILL ORDER ONLY</b>						
	Code:	Mass/M	AP	Length	Mill Finish	PackSize	Location
	R901614 (051466)	0.768	0.207	6.5	✓	2	NSW
	Rectangular Hollow 100 x 16 x 1.2 <b>with screw flutes (AE058)</b>						
	Code:	Mass/M	AP	Length	Mill Finish	PackSize	Location
	R1001612F	0.902	0.227	6.5	✓	4	NSW
	Rectangular Hollow 125 x 16 x 1.2 <b>with screw flutes (AE059)</b>						
	Code:	Mass/M	AP	Length	Mill Finish	PackSize	Location
	R1251612F	1.065	0.277	6.5	✓	4	NSW
	Rectangular Hollow 65 x 16 x 1.2 <b>with bridge - Also Available in 6.0m</b>						
	Code:	Mass/M	AP	Length	Mill Finish	PackSize	Location
	R651612RRIB	0.541	0.157	6.5	✓	4	QLD
	Rectangular Hollow 65 x 16 x 1.2 <b>Clip In</b>						
	Code:	Mass/M	AP	Length	Mill Finish	PackSize	Location
	R651612RCLIP (LM1)	0.340	0.209	6.5	✓	8	NSW
	DEEP RECEIVER CHANNEL - RHS 50x10 fits inside <b>DISCONTINUED - Use SD-6312 INSTEAD</b>						
	Code:	Mass/M	AP	Length	Mill Finish	PackSize	Location
	ZL-7288 (LM1)	0.230	0.128	4	✓	10	NSW

## 18.2 - "duraMAX"™ Privacy / Slat Screen Systems






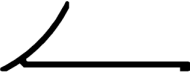









	PRIVACY GATE FRAME (Pictured with ZL-9381 clipped in) (Standard STAKEMKK4899)															
	<b>Code:</b>	<b>Mass/M</b>	<b>AP</b>	<b>Length</b>	<b>MF</b>	<b>PW</b>	<b>PR</b>	<b>PB</b>	<b>SBL</b>	<b>PSP</b>	<b>DC</b>	<b>WG</b>	<b>MM</b>	<b>Pack Size</b>	<b>Location</b>	
	AE1110	0.823	0.284	6	✓	✓	✓	✓	✓	✓	✓	✓	✓	4	NSW	
	SLAT SCREEN FRAME <b>SQUARE</b> (Pictured with ZL-9381 clipped in)															
	<b>Code:</b>	<b>Mass/M</b>	<b>AP</b>	<b>Length</b>	<b>MF</b>	<b>PW</b>	<b>PR</b>	<b>PB</b>	<b>SBL</b>	<b>PSP</b>	<b>DC</b>	<b>WG</b>	<b>MM</b>	<b>Pack Size</b>	<b>Location</b>	
	AE1111 (LM1)	0.321	0.185	5	✓	✓	✓	✓	✓	✓	✓	✓	✓	12	NSW	
	SLAT SCREEN FRAME <b>BEVELLED</b> (Pictured with ZL-9381 clipped in)															
	<b>Code:</b>	<b>Mass/M</b>	<b>AP</b>	<b>Length</b>	<b>MF</b>	<b>PW</b>	<b>PR</b>	<b>PB</b>	<b>SBL</b>	<b>PSP</b>	<b>DC</b>	<b>WG</b>	<b>MM</b>	<b>Pack Size</b>	<b>Location</b>	
	AE1112	0.452	0.190	5	✓	✓	✓	✓	✓	✓	✓	✓	✓	8	NSW	
	SLAT SCREEN INFILL															
	<b>Code:</b>	<b>Mass/M</b>	<b>AP</b>	<b>Length</b>	<b>MF</b>	<b>PW</b>	<b>PR</b>	<b>PB</b>	<b>SBL</b>	<b>PSP</b>	<b>DC</b>	<b>WG</b>	<b>MM</b>	<b>Pack Size</b>	<b>Location</b>	
	ZL-9381 (LM2)	0.075	0.100	5	✓	✓	✓	✓	✓	✓	✓	✓	✓	52	NSW	
	SLAT BRACE - 25x12mm															
	<b>Code:</b>	<b>Mass/M</b>	<b>AP</b>	<b>Length</b>	<b>MF</b>	<b>PW</b>	<b>PR</b>	<b>PB</b>	<b>SBL</b>	<b>PSP</b>	<b>DC</b>	<b>WG</b>	<b>MM</b>	<b>Pack Size</b>	<b>Location</b>	
	GYCK040 (LM2)	0.167	0.103	5	✓	✓	✓	✓	✓	✓	✓	✓	✓	22	NSW	
	Rectangular Hollow 65 x 16 x 1.4 - Refer to 2.1 Rectangular Hollow for Price List															
	<b>Code:</b>	<b>Mass/M</b>	<b>AP</b>	<b>Length</b>	<b>MF</b>	<b>PW</b>	<b>PR</b>	<b>PB</b>	<b>SBL</b>	<b>PSP</b>	<b>DC</b>	<b>WG</b>	<b>MM</b>	<b>Pack Size</b>	<b>Location</b>	
	R651614	0.578	0.162	6.5	✓	✓	✓	✓	✓	✓	✓	✓	✓	4	NSW	
	Rectangular Hollow 65 x 16 x 1.4 - Refer to 2.1 Rectangular Hollow for Price List															
	<b>Code:</b>	<b>Mass/M</b>	<b>AP</b>	<b>Length</b>	<b>MF</b>	<b>PW</b>	<b>PR</b>	<b>PB</b>	<b>SBL</b>	<b>PSP</b>	<b>DC</b>	<b>WG</b>	<b>MM</b>	<b>Pack Size</b>	<b>Location</b>	
	R651614	0.578	0.162	5	✓	✓	✓	✓	✓	✓	✓	✓	✓	4	NSW	
	Angle 40 x 20 x 1.6 - Refer to 4.1 Angles for Price List															
	<b>Code:</b>	<b>Mass/M</b>	<b>AP</b>	<b>Length</b>	<b>MF</b>	<b>PW</b>	<b>PR</b>	<b>PB</b>	<b>SBL</b>	<b>PSP</b>	<b>DC</b>	<b>WG</b>	<b>MM</b>	<b>Pack Size</b>	<b>Location</b>	
	A402016 (LM1)	0.253	0.120	6.5	✓	✓	✓	✓	✓	✓	✓	✓	✓	10	NSW	
	50mm PLAIN POST - PERFECT TO FIX TO, COMBINE WITH 100mm BASE PLATE															
	<b>Code:</b>	<b>Mass/M</b>	<b>AP</b>	<b>Length</b>	<b>MF</b>	<b>PW</b>	<b>PR</b>	<b>PB</b>	<b>SBL</b>	<b>PSP</b>	<b>DC</b>	<b>WG</b>	<b>MM</b>	<b>Pack Size</b>	<b>Location</b>	
	AE413	1.067	0.198	5.7	✓	✓	✓	✓	✓	✓	✓	✓	✓	2	NSW	

## 18.2 - Privacy / Slat Screen Systems Misc Components

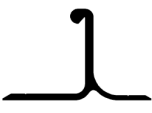
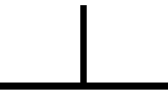

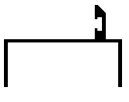
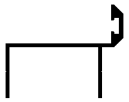


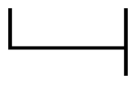


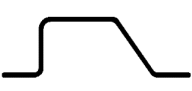

	Security Door / TRANGUARD Corner Stake - Suits ZL-4899 & <b>AE810</b>								
	<b>Code:</b> STAKEMKK4899				MF	Pack Size	Location		
					✓	1	NSW		
	65 x 16mm Slat Louvre Bracket Pair of Two, Suits AE1110; AE1111; AE1112								
	<b>Code:</b> R6516LBKT				SBL	Pack Size	Location		
					✓	2	NSW		
	Security Door / Screen Door Corner Stake - Suits AE1110, ZL-4899 & <b>AE810</b>								
	<b>Code:</b> SD-HINGE-BK				SBL	Pack Size	Location		
					✓	1	NSW		
	End Cap - Square Privacy Screen Frame <b>*** NEW ITEM***</b>								
	<b>Code:</b> AE1111 .EC	Black	Grey	Brown		Pack Size	Location		
		✓	✓	✓		10	NSW		
	End Cap - Bevelled Privacy Screen Frame Left/Right <b>*** NEW ITEM***</b>								
	<b>Code:</b> AE1112 .EC	Black	Grey	Brown		Pack Size	Location		
		✓	✓	✓		10	NSW		
	Privacy Screen Centre Support End Cap <b>*** NEW ITEM***</b>								
	<b>Code:</b> GC-GYCK040 .EC	Black	Grey	Brown		Pack Size	Location		
		✓	✓	✓		10	NSW		
	CAST ALUMINIUM POST TOP CAP for AE413 and 50mm Glazed POSTS - <b>FLAT</b>								
	<b>Code:</b> PTCF50	MF	PSP	SBL		Pack Size	Location		
		✓	✓	✓		100	NSW		
	PRESSED ALUMINIUM COVER PLATE - <b>Notched out by customer</b>								
	<b>Code:</b> CP100	MF	PSP	SBL		Pack Size	Location		
		✓	✓	✓		100	NSW		
	ALUMINIUM SCREW ON BASE PLATE for - <b>SLAT POSTS, PLAIN POST, GLAZED POSTS</b>								
	<b>Code:</b> BP100	MF	PSP	SBL		Pack Size	Location		
		✓	✓	✓		20	NSW		

## 19.1 - Coolroom Sections






	35mm STANDARD COVING									
	<b>Code:</b>	<b>Mass/M</b>	<b>AP</b>	<b>Length</b>	<b>Mill Finish</b>	<b>Surfmist</b>	<b>Pack Size</b>	<b>Location</b>		
	ZL-3075 (LM1)	0.257	0.122	6.5	✓	✓	14	NSW		
	35mm HEAVY DUTY COVING									
	<b>Code:</b>	<b>Mass/M</b>	<b>AP</b>	<b>Length</b>	<b>Mill Finish</b>	<b>Surfmist</b>	<b>Pack Size</b>	<b>Location</b>		
	ZL-5924 (LM1)	0.353	0.118	6.5	✓	✓	10	NSW		
	35mm COVING Corner									
	<b>Code:</b>	<b>Mass/M</b>	<b>AP</b>	<b>Length</b>	<b>Mill Finish</b>	<b>Surfmist</b>	<b>Pack Size</b>	<b>Location</b>		
					✓	✓		NSW		
	50mm COVING									
	<b>Code:</b>	<b>Mass/M</b>	<b>AP</b>	<b>Length</b>	<b>Mill Finish</b>	<b>Surfmist</b>	<b>Pack Size</b>	<b>Location</b>		
	ZL-5925	0.417	0.186	6.5	✓	✓	8	NSW		
	50mm COVING Corner									
	<b>Code:</b>	<b>Mass/M</b>	<b>AP</b>	<b>Length</b>	<b>Mill Finish</b>	<b>Surfmist</b>	<b>Pack Size</b>	<b>Location</b>		
					✓	✓		NSW		
	ARROWHEAD COVING 51 x 1.5mm									
	<b>Code:</b>	<b>Mass/M</b>	<b>AP</b>	<b>Length</b>	<b>Mill Finish</b>	<b>Pack Size</b>	<b>Location</b>			
	ZL-3076 (LM1)	0.295	0.145	6.5	✓	12	NSW			
 WG & MM ✓	COOLROOM CHANNEL 53 x 25 x 1.2mm (50.8mm INTERNAL)									
	<b>Code:</b>	<b>Mill Finish</b>	<b>PB</b>	<b>PR</b>	<b>Pearl White</b>	<b>Satin Black</b>	<b>Dark Cedar</b>	<b>Surfmist</b>	<b>Pack Size</b>	<b>Location</b>
	ZL-3020 (LM1)	✓	✓	✓	✓	✓	✓	8	NSW	
	COOLROOM CHANNEL 55 x 30 x 1.5mm (51.0mm INTERNAL)									
	<b>Code:</b>	<b>Mass/M</b>	<b>AP</b>	<b>Length</b>	<b>Mill Finish</b>	<b>Surfmist</b>	<b>Pack Size</b>	<b>Location</b>		
	ZL-3079	0.503	0.227	6.5	✓	✓	8	NSW		
	COOLROOM CHANNEL 81 x 36 x 1.5mm (76.4mm INTERNAL)									
	<b>Code:</b>	<b>Mass/M</b>	<b>AP</b>	<b>Length</b>	<b>Mill Finish</b>	<b>Surfmist</b>	<b>Pack Size</b>	<b>Location</b>		
	ZL-3077	0.645	0.301	6.5	✓	✓	6	NSW		
	COOLROOM CHANNEL 91 x 25 x 1.5mm (88.8mm INTERNAL)									
	<b>Code:</b>	<b>Mass/M</b>	<b>AP</b>	<b>Length</b>	<b>Mill Finish</b>	<b>Surfmist</b>	<b>Pack Size</b>	<b>Location</b>		
	ZL-3082	0.805	0.275	6.5	✓	✓	4	NSW		
	COOLROOM CHANNEL 105 x 36 x 1.6mm (101.00mm INTERNAL)									
	<b>Code:</b>	<b>Mass/M</b>	<b>AP</b>	<b>Length</b>	<b>Mill Finish</b>	<b>Surfmist</b>	<b>Pack Size</b>	<b>Location</b>		
	ZL-3078	0.783	0.35	6.5	✓	✓	4	NSW		
	COOLROOM CHANNEL 117 x 25 x 1.5mm (114.00mm INTERNAL)									
	<b>Code:</b>	<b>Mass/M</b>	<b>AP</b>	<b>Length</b>	<b>Mill Finish</b>	<b>Surfmist</b>	<b>Pack Size</b>	<b>Location</b>		
	ZL-3080	0.976	0.326	6.5	✓	✓	4	NSW		
	COOLROOM CHANNEL 168 x 25 x 1.5mm (165.00mm INTERNAL)									
	<b>Code:</b>	<b>Mass/M</b>	<b>AP</b>	<b>Length</b>	<b>Mill Finish</b>	<b>Surfmist</b>	<b>Pack Size</b>	<b>Location</b>		
	ZL-3081	1.321	0.428	6.5	✓	✓	2	NSW		






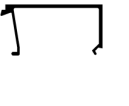

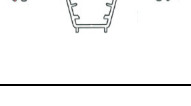

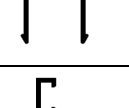
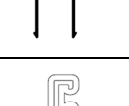
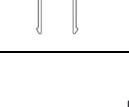

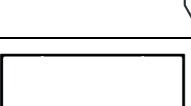
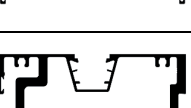
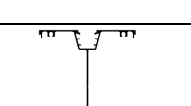

## 19.1 - Coolroom Sections - Continued

	COOLROOM J TRACK 90 x 55.8mm							
	<b>Code:</b>	<b>Mass/M</b>	<b>Length</b>	<b>Mill Finish</b>	<b>Pack Size</b>	<b>Location</b>		
	ZL-3083	1.321	6.5	✓	2	NSW		
	TEE SECTION 40 x 20 x 1.5mm							
	<b>Code:</b>	<b>Mass/M</b>	<b>AP</b>	<b>Length</b>	<b>Mill Finish</b>	<b>Surfmist</b>	<b>Pack Size</b>	<b>Location</b>
	AT402015 (LM1)	0.238	0.12	6.5	✓	✓	16	NSW
	PLANT ON ADAPTOR							
	<b>Code:</b>	<b>Mass/M</b>	<b>AP</b>	<b>Length</b>	<b>Mill Finish</b>	<b>Pack Size</b>	<b>Location</b>	
	ZL-6480 (LM1)	0.289	0.100	6.5	✓		12	NSW
	DOOR JAMB / CHANNEL 79 X 32 <b>DISCONTINUED</b>							
	<b>Code:</b>	<b>Mass/M</b>	<b>AP</b>	<b>Length</b>	<b>Mill Finish</b>	<b>Pack Size</b>	<b>Location</b>	
	ZL-6479	1.009	0.340	6.5	✓		4	NSW
	DOOR JAMB / CHANNEL 67.8 x 30							
	<b>Code:</b>	<b>Mass/M</b>	<b>AP</b>	<b>Length</b>	<b>Mill Finish</b>	<b>Pack Size</b>	<b>Location</b>	
	ZL-6044	0.902	0.315	6.5	✓		4	NSW
	H-SECTION 53.5 X 40 X 1.5 - <b>DISCONTINUED, BULK ORDERS ONLY</b>							
	<b>Code:</b>	<b>Mass/M</b>	<b>AP</b>	<b>Length</b>	<b>Mill Finish</b>	<b>Pack Size</b>	<b>Location</b>	
	ZL-5915	0.499	0.261	6.5	✓		6	NSW
	H-SECTION 53.5 X 50 X 1.5							
	<b>Code:</b>	<b>Mass/M</b>	<b>AP</b>	<b>Length</b>	<b>Mill Finish</b>	<b>Surfmist</b>	<b>Pack Size</b>	<b>Location</b>
	ZL-6038	0.606	0.303	6.5	✓	✓	6	NSW
	COOLROOM JAMB CHANNEL 54 X 18.9 X 1.5							
	<b>Code:</b>	<b>Mass/M</b>	<b>AP</b>	<b>Length</b>	<b>Mill Finish</b>	<b>Surfmist</b>	<b>Pack Size</b>	<b>Location</b>
	ZL-6039 (LM1)	0.383	0.205	6.5	✓	✓	6	NSW
	F-SECTION WALL FRAME 60.5 X 48							
	<b>Code:</b>	<b>Mass/M</b>	<b>AP</b>	<b>Length</b>	<b>Mill Finish</b>	<b>Pack Size</b>	<b>Location</b>	
	ZL-5916	0.641	0.264	6.5	✓		6	NSW
	HEAVY DUTY TRACK 150mm							
	<b>Code:</b>	<b>Mass/M</b>	<b>AP</b>	<b>Length</b>	<b>Mill Finish</b>	<b>Pack Size</b>	<b>Location</b>	
	ZL-5921	2.958	0.47	6.5	✓		1	NSW
	BUMP / RUB RAIL 75.5 X 24							
	<b>Code:</b>	<b>Mass/M</b>	<b>AP</b>	<b>Length</b>	<b>Mill Finish</b>	<b>Pack Size</b>	<b>Location</b>	
	ZL-5638	0.517	0.214	6.5	✓		6	NSW
	DOUBLE BUMP / RUB RAIL 110 X 19							
	<b>Code:</b>	<b>Mass/M</b>	<b>AP</b>	<b>Length</b>	<b>Mill Finish</b>	<b>Pack Size</b>	<b>Location</b>	
	ZL-9254	0.734	0.322	6.5	✓		6	NSW



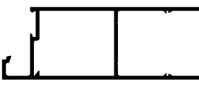

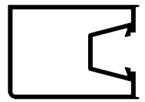

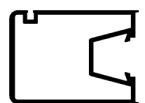




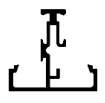
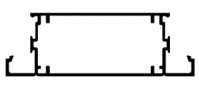
## 20.1 - Signs

	SINGLE ROPE TRACK - ANNEXE TRACK - SAIL TRACK (28 X 13)									
	<b>Code:</b>	<b>Mass/M</b>	<b>AP</b>	<b>Length</b>	Mill Finish	Clear Anod	Pearl White	SBL	Pack Size	Location
	TR-2904 (LM1)	0.211	0.100	6.5	N&Q ✓	QLD ✓	QLD ✓	QLD ✓	18	N&Q
	SIGN C-CHANNEL, SIGN MOUNTING CHANNEL - BULK ORDER ONLY									
	<b>Code:</b>	<b>Mass/M</b>	<b>AP</b>	<b>Length</b>	Mill Finish	Pack Size	Location			
ZL-5151	0.674	0.186	6	✓	4	NSW				
	100mm SIGN BOX (100 x 20) - BULK ORDER ONLY									
	<b>Code:</b>	<b>Mass/M</b>	<b>AP</b>	<b>Length</b>	Mill Finish	Pack Size	Location			
AE147	0.696	0.376	6.5	✓	4	NSW				
	150mm SIGN BOX (150 x 20) - BULK ORDER ONLY									
	<b>Code:</b>	<b>Mass/M</b>	<b>AP</b>	<b>Length</b>	Mill Finish	Pack Size	Location			
AE148	1.135	0.494	6.5	✓	2	NSW				
	200mm SIGN BOX (200 x 25) - LARGE PRESS - BULK ORDER ONLY									
	<b>Code:</b>	<b>Mass/M</b>	<b>AP</b>	<b>Length</b>	Mill Finish	Pack Size	Location			
AE149	2.306	0.655	6.5	✓	1	NSW				

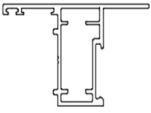



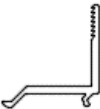

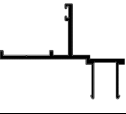
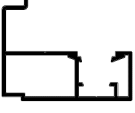






## 21.1 - Shopfront

	MAIN FRAME - 101.6 x 44.4 (Captive)										
	<b>Code:</b>	<b>Mass/M</b>	<b>AP</b>	<b>Length</b>	Mill Finish	Clear Ano 20µm	Custom Black	Pearl White	Primrose	APO Grey	Monument
	AS-001	1.367	0.544	6.5	✓	✓	✓	✓	R/O	✓	✓
	HEAVY DUTY MAIN FRAME										
	<b>Code:</b>	<b>Mass/M</b>	<b>AP</b>	<b>Length</b>	Mill Finish	Clear Ano 20µm				Pack Size	Location
	AS-003	1.738	0.539	6.5	✓	R/O				2	NSW
	SILL - 101.6 x 44.4 (Captive)										
	<b>Code:</b>	<b>Mass/M</b>	<b>AP</b>	<b>Length</b>	Mill Finish	Clear Ano 20µm	Satin Black	Pearl White	Primrose	APO Grey	Pack Size
	AS-002	1.157	0.462	6.5	✓	✓	✓	✓	R/O	✓	2
	SILL BEAD										
	<b>Code:</b>	<b>Mass/M</b>	<b>AP</b>	<b>Length</b>	Mill Finish	Clear Ano 20µm	Satin Black	Pearl White	Primrose	APO Grey	Pack Size
	AS-004 (LMI)	0.351	0.182	6.5	✓	✓	✓	✓	R/O	✓	10
	GLAZING ADAPTOR (Captive)										
	<b>Code:</b>	<b>Mass/M</b>	<b>AP</b>	<b>Length</b>	Mill Finish	Clear Ano 20µm	Satin Black	Pearl White	Primrose	APO Grey	Pack Size
	AS-005	0.793	0.31	6.5	✓	✓	✓	✓	R/O	✓	4
	GLAZING ADAPTOR (Captive)										
	<b>Code:</b>	<b>Mass/M</b>	<b>AP</b>	<b>Length</b>	Mill Finish	Clear Ano 20µm	Satin Black	Pearl White	Primrose	APO Grey	Pack Size
	AS-025	0.793	0.31	6.5	✓	✓	✓	✓	R/O	✓	4
	FLAT FILLER										
	<b>Code:</b>	<b>Mass/M</b>	<b>AP</b>	<b>Length</b>	Mill Finish	Clear Ano 20µm	Satin Black	Pearl White	Primrose	APO Grey	Pack Size
	AS-006	0.456	0.208	6.5	✓	✓	R/O	R/O	R/O	R/O	6
	POCKET FILLER										
	<b>Code:</b>	<b>Mass/M</b>	<b>AP</b>	<b>Length</b>	Mill Finish	Clear Ano 20µm	Satin Black	Pearl White	Primrose	APO Grey	Pack Size
	AS-007	0.186	0.109	6.5	✓	✓	✓	R/O	R/O	✓	12
	DOOR STOP for 50mm Sash - see below for rubber seal										
	<b>Code:</b>	<b>Mass/M</b>	<b>AP</b>	<b>Length</b>	Mill Finish	Clear Ano 20µm	Satin Black	APO Grey	Pack Size	Location	
	AS-008 (LMI)	0.290	0.150	6.5	✓	✓	✓	✓	12	NSW	
	DOOR STOP for 40mm Sash - see below for rubber seal										
	<b>Code:</b>	<b>Mass/M</b>	<b>AP</b>	<b>Length</b>	Mill Finish					Pack Size	Location
	AS-021 (LMI)	0.290	0.150	6.5	New					12	NSW
	SLOTTED SUB-SILL with bulb seal pocket										
	<b>Code:</b>	<b>Mass/M</b>	<b>AP</b>	<b>Length</b>	Mill Finish	Clear Ano 20µm	Satin Black	Pearl White	Primrose	APO Grey	Pack Size
	AS-016	0.856	0.397	6.5	✓	✓	✓	✓	✓	✓	4
	EXTENDED 25mm SLOTTED SUB-SILL										
	<b>Code:</b>	<b>Mass/M</b>	<b>AP</b>	<b>Length</b>	Mill Finish	Clear Ano 20µm	Satin Black	APO Grey	Pack Size	Location	
	AS-018	0.957	0.439	6.5	✓				4	NSW	
	SUB-HEAD										
	<b>Code:</b>	<b>Mass/M</b>	<b>AP</b>	<b>Length</b>	Mill Finish	Clear Ano 20µm	Satin Black	Pearl White	Primrose	APO Grey	Pack Size
	AS-019	1.138	0.439	6.5	✓	✓	✓	✓	✓	✓	2
	SPILT MULLION										
	<b>Code:</b>	<b>Mass/M</b>	<b>AP</b>	<b>Length</b>	Mill Finish					Pack Size	Location
	AS-009	2.086	0.562	6.5	✓					1	NSW
	CORNER POST										
	<b>Code:</b>	<b>Mass/M</b>	<b>AP</b>	<b>Length</b>		Clear Ano 20µm				Pack Size	Location
	AS-010	2.037	0.758	6.5		✓				1	NSW



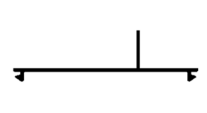




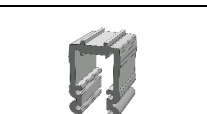


## 21.1 - Shopfront Continued

	DOOR SASH GLAZING BEAD									
	<b>Code:</b>	<b>Mass/M</b>	<b>AP</b>	<b>Length</b>	Mill Finish	Clear Ano 20µm	Satin Black	APO Grey	Pack Size	Location
	AS-011	0.171	0.116	6.5	✓	✓			12	NSW
	TOP RAIL - 83 H x 45 W (mm) ; 10mm glass bite									
	<b>Code:</b>	<b>Mass/M</b>	<b>AP</b>	<b>Length</b>	Mill Finish	Clear Ano 20µm	Satin Black	APO Grey	Pack Size	Location
	AS-012	1.357	0.319	6.5	✓	✓			3	NSW
	BOTTOM RAIL - 115 H x 45 W (mm) ; 10mm glass bite									
	<b>Code:</b>	<b>Mass/M</b>	<b>AP</b>	<b>Length</b>	Mill Finish	Clear Ano 20µm	Satin Black	APO Grey	Pack Size	Location
	AS-013	1.716	0.453	6.5	✓	✓			2	NSW
	LOCK STILE - - 68 H x 45 W (mm) ; 10mm glass bite									
	<b>Code:</b>	<b>Mass/M</b>	<b>AP</b>	<b>Length</b>	Mill Finish	Clear Ano 20µm	Satin Black	APO Grey	Pack Size	Location
	AS-020 (AS-014)	1.483	0.285	6.5	✓	✓			3	NSW
	HINGE STILE - 61 H x 45 W (mm) ; 10mm glass bite									
	<b>Code:</b>	<b>Mass/M</b>	<b>AP</b>	<b>Length</b>	Mill Finish	Clear Ano 20µm	Satin Black	APO Grey	Pack Size	Location
	AS-015	1.336	0.263	6.5	✓	✓			3	NSW
	MEETING STILE - 61 H x 45 W (mm) ; 10mm glass bite									
	<b>Code:</b>	<b>Mass/M</b>	<b>AP</b>	<b>Length</b>	Mill Finish	Clear Ano 20µm	Satin Black	APO Grey	Pack Size	Location
	AS-916	1.416	0.306	6.5	✓	✓			2	NSW
	SLIDING STILE - 61 H x 45 W (mm) ; 10mm glass bite									
	<b>Code:</b>	<b>Mass/M</b>	<b>AP</b>	<b>Length</b>	Mill Finish	Clear Ano 20µm	Satin Black	APO Grey	Pack Size	Location
	AS-926	1.432	0.273	6.5	R/O	R/O	R/O	R/O	2	NSW
	WIDE SLIDING STILE - 114 H x 45 W(mm) -10mm glass bite									
	<b>Code:</b>	<b>Mass/M</b>	<b>AP</b>	<b>Length</b>	Mill Finish	Clear Ano 20µm	Satin Black	Clear Ano 20µm	Pack Size	Location
	AS-929	2.139	0.377	6.5	R/O	R/O	R/O	R/O	2	NSW
	WIDE MEETING STILE - 114 H x 45 W(mm) -10mm glass bite									
	<b>Code:</b>	<b>Mass/M</b>	<b>AP</b>	<b>Length</b>	Mill Finish				Pack Size	Location
	AS-933	1.966	0.404	6.5					2	NSW
	WIDE HINGE STILE - 114 H x 45 W(mm) -10mm glass bite									
	<b>Code:</b>	<b>Mass/M</b>	<b>AP</b>	<b>Length</b>	Mill Finish	Clear Ano 20µm	Satin Black	APO Grey	Pack Size	Location
	AS-927	1.845	0.369	6.5	✓	R/O	R/O	R/O	2	NSW
	WIDE LOCK STILE - 114 H x 45 W(mm) -10mm glass bite									
	<b>Code:</b>	<b>Mass/M</b>	<b>AP</b>	<b>Length</b>	Mill Finish	Clear Ano 20µm	Satin Black	APO Grey	Pack Size	Location
	AS-928	2.058	0.377	6.5	✓	R/O	R/O	R/O	2	NSW
	45mm MIDRAIL - 45 H x 45 W(mm) -10mm glass bite									
	<b>Code:</b>	<b>Mass/M</b>	<b>AP</b>	<b>Length</b>	Mill Finish	Clear Ano 20µm	Pack Size	Location		
	AS-917	0.845	0.317	6.5	R/O	R/O	4	NSW		
	123mm MIDRAIL - 123 H x 45 W(mm) -10mm glass bite									
	<b>Code:</b>	<b>Mass/M</b>	<b>AP</b>	<b>Length</b>	Mill Finish	Clear Ano 20µm	Pack Size	Location		
	AS-918	1.839	0.426	6.5	R/O	R/O	2	NSW		

## 21.1 - Shopfront Continued

	Awning Window Frame									
	<b>Code:</b>	<b>Mass/M</b>	<b>AP</b>	<b>Length</b>	Mill Finish	Clear Ano 20µm	Custom Black		Pack Size	Location
	DX-CA110	0.743	0.229	6.5						NSW
	Awning Glazing Bead - 4- 6.38mm glass, with 14mm glass bite									
	<b>Code:</b>	<b>Mass/M</b>	<b>AP</b>	<b>Length</b>	Mill Finish	Clear Ano 20µm	Custom Black		Pack Size	Location
	DX-CA111	0.200	0.141	6.5				8	NSW	
	Awning Glazing Bead - 8 to 12mm glass, with 14mm glass bite									
	<b>Code:</b>	<b>Mass/M</b>	<b>AP</b>	<b>Length</b>	Mill Finish	Clear Ano 20µm	Satin Black	APO Grey	Pack Size	Location
	DX-CA112	0.182	0.130	6.5		✓	✓	R/O	5	NSW
	Awning Glazing Bead - 20mm glass, with 14mm glass bite									
	<b>Code:</b>	<b>Mass/M</b>	<b>AP</b>	<b>Length</b>	Mill Finish	Clear Ano 20µm	Satin Black	APO Grey	Pack Size	Location
	DX-CA113	0.200	0.106	6.5	✓	✓	✓	R/O	5	NSW
	Awning Glazing Bead - 22-28mm Glass									
	<b>Code:</b>	<b>Mass/M</b>	<b>AP</b>	<b>Length</b>	Mill Finish	Clear Ano 20µm	Satin Black	APO Grey	Pack Size	Location
	DX-CA114			0.160	0.094	6.5				NSW
	IGU Glazing Adaptor									
	<b>Code:</b>	<b>Mass/M</b>	<b>AP</b>	<b>Length</b>	Mill Finish	Clear Ano 20µm	Satin Black	APO Grey	Pack Size	Location
	DX-CA121	0.426	0.217	6.5						NSW
	Awning Window Sash Adaptor									
	<b>Code:</b>	<b>Mass/M</b>	<b>AP</b>	<b>Length</b>	Mill Finish	Clear Ano 20µm	Satin Black		Pack Size	Location
	DX-CA106	0.626	0.287	6.5	✓	✓	✓			NSW
	Awning Window Winder Adaptor									
	<b>Code:</b>	<b>Mass/M</b>	<b>AP</b>	<b>Length</b>	Mill Finish	Clear Ano 20µm	Satin Black		Pack Size	Location
	DX-CA107	0.535	0.169	6.5	✓	✓	✓			NSW
	Awning Window Heavy Duty Friction Stay rated 38kg									
	<b>Code:</b>	<b>Mass/M</b>	<b>AP</b>	<b>Length</b>	Mill Finish				Pack Size	Location
	HW-DN169									NSW
	AWNING WINDOW STAKE									
	<b>Code:</b>						Mill Finish		Pack Size	Location
	HW-WSTAKEADJ							1	NSW	
	AWNING WINDOW CHAIN-WINDER									
	<b>Code:</b>						Satin Black		Pack Size	Location
	HW-DS1						✓			NSW
	PLANT ON BASE - Clips into AS-906									
	<b>Code:</b>	<b>Mass/M</b>	<b>AP</b>	<b>Length</b>	Mill Finish	Clear Ano 20µm			Pack Size	Location
	AS-913 (LMI)	0.347	0.155	6.5	✓	✓		10	NSW	
	SNAP COVER 16MM POCKET - Clips into AS-906									
	<b>Code:</b>	<b>Mass/M</b>	<b>AP</b>	<b>Length</b>	Mill Finish	Clear Ano 20µm			Pack Size	Location
	AS-905	0.403	0.186	6.5	✓	✓		10	NSW	
	SNAP INFILL COVER 16MM POCKET									
	<b>Code:</b>	<b>Mass/M</b>	<b>AP</b>	<b>Length</b>	Mill Finish	Clear Ano 20µm			Pack Size	Location
	AS-906	0.448	0.213	6.5	✓	✓		8	NSW	



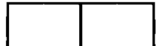







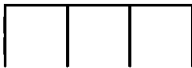



## 21.1 - Shopfront Continued

	FRONT GLAZED MAIN FRAME									
	Code:		Mass/M	AP	Length	Mill Finish	Clear Ano 20µm	Pack Size	Location	
	AS-907		1.235	0.533	6.5	✓	✓	2	NSW	
	PLAIN FRAME									
	Code:		Mass/M	AP	Length	Mill Finish	Clear Ano 20µm	Pack Size	Location	
	AS-911		1.15	0.441	6.5	✓	✓	2	NSW	
	REVEAL ADAPTOR									
	Code:		Mass/M	AP	Length	Mill Finish	Pack Size	Location		
	AS-909		0.532	0.246	6.5	✓	6	NSW		
	SHOPFRONT RUBBER TO SUIT 6MM / 8MM / 10MM GLASS									
	Code:						Black	Roll Size	Location	
	SFR638 / SFR838 / SFR1038						✓	200m	NSW	
	Retainer Rubber - Captive Wedge Main Frame									
	Code:						Black	Roll Size	Location	
	SC563						✓	100m	NSW	
	Rubber to suit 8mm Glass - Used together with P40/45									
	Code:						Black	Roll Size	Location	
	P115						✓	200m	NSW	
	Rubber to suit 8mm Glass - Used together with P115									
	Code:						Black	Roll Size	Location	
	P40/45						✓	200m	NSW	
	DOOR JOINERY PACKAGE - Spigot Set Including 4x Spigots, Nuts, Bolts & Washers									
	Code:						Mill Finish	Box Size	Location	
	DS45SPIGOT						✓	25	NSW	
TBA	Rubber Seal for Door Stop									
	Code:						Black	Box Size	Location	
	WS-008 (P80)						New	1	NSW	
	BOTTOM SLIDER TRACK									
	Code:		Mass/M	AP	Length	Mill Finish	Clear Ano 20µm	Pack Size	Location	
	AS-941		0.376	0.110	5.0				NSW	
	J-TRACK									
	Code:	Mass/M	AP	Length	Mill Finish	Clear Ano 20µm	Satin Black	APO Grey	Pack Size	Location
	AS-942	0.213	0.085	5.0						NSW





## 22.1 - Wardrobe

### AVAILABLE BULK ORDER ONLY





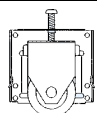

Not stocked locally, may be subject to freight surcharges

	JAMB									
	<b>Code:</b>	<b>Mass/M</b>	<b>AP</b>	<b>Length</b>	Pearl White	Bright Anodised	Clear Anodised	Pack Size	Location	
	VGW2975	0.434	0.230	5.5	✓	✓	✓	8	MILL	
	COVER JAMB									
	<b>Code:</b>	<b>Mass/M</b>	<b>AP</b>	<b>Length</b>	Pearl White	Bright Anodised	Clear Anodised	Pack Size	Location	
	VGW2976	0.494	0.262	5.6	✓	✓	✓	8	MILL	
	HEAD TRACK									
	<b>Code:</b>	<b>Mass/M</b>	<b>AP</b>	<b>Length</b>	Pearl White	Bright Anodised	Clear Anodised	Pack Size	Location	
	VGW2977	0.730	0.395	5.7	✓	✓	✓	4	MILL	
	RETURN JAMB									
	<b>Code:</b>	<b>Mass/M</b>	<b>AP</b>	<b>Length</b>	Pearl White	Bright Anodised	Clear Anodised	Pack Size	Location	
	VGW2978	0.530	0.302	5.6	✓	✓	✓	6	MILL	
	SILL TRACK									
	<b>Code:</b>	<b>Mass/M</b>	<b>AP</b>	<b>Length</b>	Pearl White	Bright Anodised	Clear Anodised	Pack Size	Location	
	VGW2979	0.476	0.28	5.7	✓	✓	✓	8	MILL	
	TOP & BOTTOM RAIL									
	<b>Code:</b>	<b>Mass/M</b>	<b>AP</b>	<b>Length</b>	Pearl White	Bright Anodised	Clear Anodised	Pack Size	Location	
	VGW2980 (LM1)	0.287	0.112	4.88	✓	✓	✓	12	MILL	
	STANDARD GRIP STILE									
	<b>Code:</b>	<b>Mass/M</b>	<b>AP</b>	<b>Length</b>	Pearl White	Bright Anodised	Clear Anodised	Pack Size	Location	
	VGW2981 (LM1)	0.331	0.183	5.6	✓	✓	✓	12	MILL	
	WARDROBE CHANNEL									
	<b>Code:</b>	<b>Mass/M</b>	<b>AP</b>	<b>Length</b>	Pearl White	Bright Anodised	Clear Anodised	Pack Size	Location	
	VGW2959 (LM2)	0.189	0.115	5.5	✓	✓	✓	10	MILL	
	25mm Hanging Rail									
	<b>Code:</b>	<b>Mass/M</b>	<b>AP</b>	<b>Length</b>	Pearl White	Bright Anodise	Pack Size	Location		
	T2516 (LM1)	0.319	0.100	3	✓	✓	10	MILL		
	Oval Hanging Rail									
	<b>Code:</b>	<b>Mass/M</b>	<b>AP</b>	<b>Length</b>	Pearl White	Bright Anodise	Pack Size	Location		
	VGW6040 (LM1)	0.238	0.100	3	✓	✓	12	MILL		
	Triple Track Head - <b>MILL ORDER ONLY</b>									
	<b>Code:</b>	<b>Mass/M</b>	<b>AP</b>	<b>Length</b>	Pearl White	Bright Anodised	Clear Anodised	MOQ	Location	
	VGW7093	1.147	0.555	3.8	✓	✓	✓	69	MILL	
	Triple Track Return Jamb - <b>MILL ORDER ONLY</b>									
	<b>Code:</b>	<b>Mass/M</b>	<b>AP</b>	<b>Length</b>	Pearl White	Bright Anodised	Clear Anodised	MOQ	Location	
	VGW7094	0.720	0.387	5.6	✓	✓	✓	74	MILL	
	Triple Track Flat Jamb - <b>MILL ORDER ONLY</b>									
	<b>Code:</b>	<b>Mass/M</b>	<b>AP</b>	<b>Length</b>	Pearl White	Bright Anodised	Clear Anodised	MOQ	Location	
	VGW7095	0.572	0.100	5.6	✓	✓	✓	94	MILL	
	Triple Track Sill - <b>MILL ORDER ONLY</b>									
	<b>Code:</b>	<b>Mass/M</b>	<b>AP</b>	<b>Length</b>	Pearl White	Bright Anodised	Clear Anodised	MOQ	Location	
	VGW7096	0.825	0.383	3.8	✓	✓	✓	96	MILL	

## 22.1 - Wardrobe - Continued


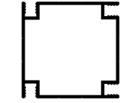

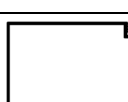

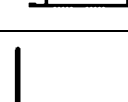


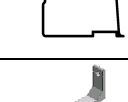
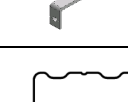
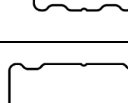
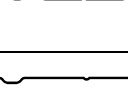



	Semi-Frameless Grip Stile (BRIGHT ANODISED ONLY)							
	<b>Code:</b>	<b>Mass/M</b>	<b>AP</b>	<b>Length</b>	Bright Anodised	Pack Size	Location	
	VGW7103 (LM1)	0.251	0.174	2.6	<input checked="" type="checkbox"/>	12	QLD	
	Semi-Frameless Top & Bottom Rail (BRIGHT ANODISED ONLY)							
	<b>Code:</b>	<b>Mass/M</b>	<b>AP</b>	<b>Length</b>	Bright Anodised	Pack Size	Location	
	VGW7104 (LM1)	0.288	0.152	3.7	<input checked="" type="checkbox"/>	12	QLD	
	Heavy Duty Grip Stile - Mill Order Only							
	<b>Code:</b>	<b>Mass/M</b>	<b>AP</b>	<b>Length</b>	Clear Anodised	Pearl White	Pack Size	Location
	AE1472	0.414	0.184	5.6	<input checked="" type="checkbox"/>	<input checked="" type="checkbox"/>	8	MILL
	Square Grip Stile							
	<b>Code:</b>	<b>Mass/M</b>	<b>AP</b>	<b>Length</b>	Clear Anodised	Pearl White	Pack Size	Location
	AE1473 (LM1)	0.236	0.139	5.6	<input checked="" type="checkbox"/>	<input checked="" type="checkbox"/>	16	MILL

## 22.2 - Wardrobe - Accessories





	BUFFER RUBBER					Opaque Plastic	Roll Size	Location	
	<b>Code:</b>					<input checked="" type="checkbox"/>	150m	NSW	
	VGW-BUFFRUBCL								
	HEAD GUIDES					Plastic	Roll Size	Location	
	<b>Code:</b>					<input checked="" type="checkbox"/>	100	NSW	
	VGW-GUIDE								
	GLAZING RUBBER					Opaque Plastic	Roll Size	Location	
	<b>Code:</b>					<input checked="" type="checkbox"/>	100	NSW	
	VGW-RUB4MMCL								
	SCREWS					Mill Finish	Box Size	Location	
	<b>Code:</b>					<input checked="" type="checkbox"/>	1000	NSW	
	VGW-SCREW								
	WHEEL					Mill Finish	Box Size	Location	
	<b>Code:</b>					<input checked="" type="checkbox"/>	100	NSW	
	VGW-WHEEL								
	Wardrobe Corner Bracket Left/Right					Mill Finish	Box Size	Location	
	<b>Code:</b>					<input checked="" type="checkbox"/>	100	NSW	
	AE1473								



## 23.1 - Patio / Screened Enclosure








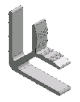
	UNEQUAL BOTTOM CHANNEL 53.5 x 35/25										
	<b>Code:</b>	<b>Mass/M</b>	<b>AP</b>	<b>Length</b>	Mill Finish	Pearl White	Primrose	Paperbark	Satin Black	Pack Size	Location
	ZL-4627	0.472	0.234	6.5	✓	✓	✓	✓	✓	4	NSW
	4 WAY POST 50.2 x 50.2										
	<b>Code:</b>	<b>Mass/M</b>	<b>AP</b>	<b>Length</b>	Mill Finish	Pearl White	Primrose	Paperbark	Satin Black	Pack Size	Location
	ZL-6489	1.009	0.277	6.5	✓	✓	✓	✓	✓	4	NSW
	STARTER RAIL 50 x 25										
	<b>Code:</b>	<b>Mass/M</b>	<b>AP</b>	<b>Length</b>	Mill Finish	Pearl White	Primrose	Paperbark	Satin Black	Pack Size	Location
	ZL-8061	0.503	0.248	6.5	✓	✓	✓	✓	✓	4	NSW
	SCREEN BEAM 75 x 50										
	<b>Code:</b>	<b>Mass/M</b>	<b>AP</b>	<b>Length</b>	Mill Finish	Pearl White	Primrose	Paperbark	Satin Black	Pack Size	Location
	ZL-9218	1.114	0.269	6.5	✓	✓	✓	✓	✓	2	NSW
	PATIO RAIL DEEP SCREEN 44.5 x 40										
	<b>Code:</b>	<b>Mass/M</b>	<b>AP</b>	<b>Length</b>	Pearl White	Primrose	Paperbark	Satin Black	Pack Size	Location	
	ZL-4629	0.542	0.276	6.5	✓	✓	✓	✓	6	NSW	
	PATIO RAIL CHANNEL 41.9 x 25.4 x 1.6 - Fits inside ZL-4629										
	<b>Code:</b>	<b>Mass/M</b>	<b>AP</b>	<b>Length</b>	Pearl White	Paperbark	Primrose	Pack Size	Location		
	C41925416 (LM1)	0.387	0.180	6.5	✓	✓	✓	10	NSW		
	FLYSCREEN ADAPTOR 22.5 x 10.25										
	<b>Code:</b>	<b>Mass/M</b>	<b>AP</b>	<b>Length</b>	Mill Finish	Pearl White	Primrose	Satin Black	Pack Size	Location	
	S-37217 (LM1)	0.241	0.100	3.6	✓	✓	✓	✓	NSW		
	HEAVY DUTY BACKING CHANNEL										
	<b>Code:</b>	<b>Mass/M</b>	<b>AP</b>	<b>Length</b>	Pearl White	Paperbark	Primrose	Pack Size	Location		
	AA-11449	0.928	0.375	6.5	✓	✓	✓	4	NSW		
	Z BRACKET - 120mm										
	<b>Code:</b>	Mill Finish	Box Size	Location							
	ZM-5578	✓	100	NSW							
	DECORATIVE BEAM - AE041										
	<b>Code:</b>	<b>Mass/M</b>	<b>AP</b>	<b>Length</b>	Mill Finish	Pearl White	Primrose	Paperbark	Satin Black	Pack Size	Location
	RR100502	1.599	0.302	6.5	R/O	R/O	R/O	R/O	1	NSW	
	DECORATIVE BEAM - AE042										
	<b>Code:</b>	<b>Mass/M</b>	<b>AP</b>	<b>Length</b>	Mill Finish	Pearl White	Primrose	Paperbark	Satin Black	Pack Size	Location
	RR150502	2.141	0.402	6.5	R/O	R/O	R/O	R/O	1	NSW	
	DECORATIVE BEAM - AE515 LARGE PRESS										
	<b>Code:</b>	<b>Mass/M</b>	<b>AP</b>	<b>Length</b>	Mill Finish	Pearl White	Primrose	Paperbark	Satin Black	Pack Size	Location
	RR2005023	3.079	0.502	6.5	R/O	R/O	R/O	R/O	R/O	1	NSW
	PATIO BEAM END CAP - 100x50										
	<b>Code:</b>	Mill Finish	Pearl White	Primrose	Paperbark	Satin Black	Pack Size	Location			
	R10050MF.EC	✓	✓	✓	✓	✓	1	NSW			
	PATIO BEAM END CAP - 150x50										
	<b>Code:</b>	Mill Finish	Pearl White	Primrose	Paperbark	Satin Black	Pack Size	Location			
	R15050MF.EC	✓	✓	✓	✓	✓	1	NSW			
	PATIO BEAM END CAP - 200x50										
	<b>Code:</b>	Mill Finish	Pearl White	Primrose	Paperbark	Satin Black	Pack Size	Location			
	R20050MF.EC	✓	✓	✓	✓	✓	1	NSW			

## 24.1 - Walkway System Components














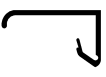

	HANDRAIL POST						
	<b>Code:</b>	<b>Mass/M</b>	<b>AP</b>	<b>Length</b>	<b>Mill Finish</b>	<b>Location</b>	
	WM8418	1.134	0.225	6	✓	NSW	
	HANDRAIL - T50 x 3 - Refer to 6.1 Round Tube on Price List						
	<b>Code:</b>	<b>Mass/M</b>	<b>AP</b>	<b>Length</b>	<b>Mill Finish</b>	<b>Location</b>	
	T503	1.200	0.157	6.5	✓	NSW	
	KNEERAIL - T38.1 x 1.98 - Refer to 6.1 Round Tube on Price List						
	<b>Code:</b>	<b>Mass/M</b>	<b>Length</b>	<b>Mill Finish</b>	<b>Pack Size</b>	<b>Location</b>	
	T381198	0.622	6.5	✓	2	NSW	
	ANGLE 50 x 50 x 4						
	<b>Code:</b>	<b>Mass/M</b>	<b>AP</b>	<b>Length</b>	<b>Mill Finish</b>	<b>Pack Size</b>	<b>Location</b>
	A50504MF65	1.040	0.199	6.5	✓	2	NSW

Ask us about other walkway products including 13mm and 22mm Mesh/Grating Available in production runs.















## 25.1 - "Tranguard"™ Stainless Steel Security Door System

	Tranguard - Door Frame - <b>RETAINERS SOLD SEPARATELY</b>																
	<b>Code:</b>	<b>Mass/M</b>	<b>AP</b>	<b>Length</b>	MF		PR	PW	SBL	APO	BRW	CL	OW	MM	WG	Pack Size	Location
	AE810	0.640	0.242	6.300	✓		✓	✓	✓	✓	✓	✓	✓	New	✓	✓	4
	Tranguard - Security Window Frame - <b>RETAINERS SOLD SEPARATELY</b>																
	<b>Code:</b>	<b>Mass/M</b>	<b>AP</b>	<b>Length</b>	MF		PR	PW	SBL	APO	BRW	CL	OW	MM	WG	Pack Size	Location
	AE809	0.387	0.199	6.00	✓		✓	✓	✓	New	New	✓	New	New	New	4	NSW
	Tranguard - Mid Rail - <b>RETAINERS SOLD SEPARATELY</b>																
	<b>Code:</b>	<b>Mass/M</b>	<b>AP</b>	<b>Length</b>	MF		PR	PW	SBL	APO	BRW	CL	OW	MM	WG	Pack Size	Location
	AE808	0.454	0.229	6.00	✓		✓	✓	✓	New	New	✓	New	New	New	4	NSW
	Tranguard - Slide-In Backing Strip No.1																
	<b>Code:</b>											<b>Length</b>	Black	Pack Size	Location		
	PSTG1											3.00	✓	1	NSW		
	Tranguard - Slide-In Retainer <b>For Aluminium Perforated Mesh</b>																
	<b>Code:</b>											<b>Length</b>	Black	Pack Size	Location		
	PS003	USE PSTG2 - It fits both										6.00	Runout	1	NSW		
	Tranguard - Slide-In Retainer No. 2 - <b>for Woven Stainless Steel Security Mesh</b>																
	<b>Code:</b>											<b>Length</b>	Black	Pack Size	Location		
	PSTG2											3.15	✓	1	NSW		
	Tranguard - Knock in Wedge Retainer No.3																
	<b>Code:</b>											<b>Length</b>	Black	Pack Size	Location		
	PSTG3											3.15	✓	1	NSW		
	Security Door Corner Stake - <b>Suits ZL-4899 &amp; AE810</b>																
	<b>Code:</b>													MF	Pack Size	Location	
	STAKEMKK4899													✓		NSW	













## 26.1 - Security & Flyscreens Continued

	MKK Security Door Frame - 4899																	Pack Size	Location	
	<b>Code:</b>	<b>Mass/M</b>	<b>AP</b>	<b>Length</b>	MF	PR	PW	SBL	CBL	APO	BRW	CL	OW	MM	WG					
	DF-4899	0.546	0.230	6.30	✓	✓	✓	✓	✓	✓	✓	✓	✓	✓	✓	✓	✓	4	NSW	
	Security Door / TRANGUARD Corner Stake - Suits ZL-4899 & AE810																	Pack Size	Location	
	<b>Code:</b>																MF			
	STAKEMKK4899																	✓		NSW
	Security Door Corner Stake Lightweight - Suits ZL-4899 <b>NEW DESIGN!</b>																	Pack Size	Location	
	<b>Code:</b>																MF			
	STAKEMKK4899LW																	✓		NSW
	Security Window Frame - 35 x 10																	Pack Size	Location	
	<b>Code:</b>	<b>Mass/M</b>	<b>AP</b>	<b>Length</b>	MF	PR	PW	SBL	CBL	GY	BRW	CL	OW	MM	WG					
	WF-6350 (LM1)	0.293	0.139	6.00	✓	✓	✓	✓	✓	✓	✓	✓	✓	✓	✓	✓	✓	10	NSW	
	Security Window Frame extended - 45 x 10mm																	Pack Size	Location	
	<b>Code:</b>	<b>Mass/M</b>	<b>AP</b>	<b>Length</b>	MF	PR	PW	SBL	GY	BRW	CL	OW	MM	WG						
	WF-4510	0.358	0.179	6.00														10	NSW	
	Corner Stake 6350 - Aluminium - Suits ZL-6350 & AE809																	Box Size	Location	
	<b>Code:</b>																MF			
	STAKEWF6350																	✓	100	NSW
	Security Window Frame (reduced back) - 35 x 8																	Pack Size	Location	
	<b>Code:</b>	<b>Mass/M</b>	<b>AP</b>	<b>Length</b>	MF	PR	PW	SBL	GY	BRW	CL	OW	MM	WG						
	WF-3508	0.276	0.133	6.00														10	NSW	
	Security Window Double Sill Track																	Pack Size	Location	
	<b>Code:</b>	<b>Mass/M</b>	<b>AP</b>	<b>Length</b>	MF	PR	PW	SBL	GY	BRW	CL	OW	MM	WG						
	SD-6316	0.228	0.137	6.00														6	NSW	
	Security Window Double Head Track																	Pack Size	Location	
	<b>Code:</b>	<b>Mass/M</b>	<b>AP</b>	<b>Length</b>	MF	PR	PW	SBL	GY	BRW	CL	OW	MM	WG						
	SD-6317	0.250	0.152	6.00														6	NSW	
	Flyscreen Frame - 25 x 11																	Pack Size	Location	
	<b>Code:</b>	<b>Mass/M</b>	<b>AP</b>	<b>Length</b>	MF	PR	PW	SBL	GY	BRW	CL	OW	MM	WG						
	FF2511 (LM2)	0.138	0.100	5.00	✓	✓	✓	✓	✓	✓	✓	✓	✓	✓	✓	✓	✓	28	NSW	
	Corner Stake FF2511 - Plastic																	Box Size	Location	
	<b>Code:</b>																Plastic			
	STAKE2511																	✓	1500	NSW
	Flyscreen Frame - 22 x 9mm																	Pack Size	Location	
	<b>Code:</b>	<b>Mass/M</b>	<b>AP</b>	<b>Length</b>	MF	PR	PW	SBL	GY	BRW	CL	OW	MM	WG						
	FF2209	0.112	0.072	5.00	✓	✓	✓	✓	✓	✓	✓	✓	✓	✓	✓	✓	✓	28	NSW	
	Corner Stake Fly Frame 9mm																	Box Size	Location	
	<b>Code:</b>																Plastic			
	STAKE2209																	<b>New</b>	1500	NSW
	SECURITY DOOR COVER TRIM - Stainless System																	Pack Size	Location	
	<b>Code:</b>	<b>Mass/M</b>	<b>AP</b>	<b>Length</b>	Satin Black															
	S 37216 (LM2)			0.121	0.100	3.10	✓		10	NSW										
	SECURITY MESH INFILL - Perforated Mesh - 6m Thick *** NEW ITEM ***																	Pack Size	Location	
	<b>Code:</b>	<b>Mass/M</b>	<b>AP</b>	<b>Length</b>	Satin Black															
	AE1538			0.097	0.511	3.10	✓		34	NSW										

## 26.1 - Security & Flyscreens Continued

	Bug Strip - 16 x 6.3mm; 3.3mm pocket														Pack Size	Location
	<b>Code:</b>	<b>Mass/M</b>	<b>AP</b>	<b>Length</b>	PR	PW	SBL	CL								
	BS-4901 (LM2)	0.102	0.100	4.3	✓	✓	✓	✓							40	NSW
	Bug Strip Large - 25 x 6.3mm; 3.3mm pocket														Pack Size	Location
	<b>Code:</b>	<b>Mass/M</b>	<b>AP</b>	<b>Length</b>	PR	PW	SBL	CL								
	BS-4902 (LM2)	0.139	0.072	5.0											40	NSW
	Flat Interlock <b>DISCONTINUED</b>														Pack Size	Location
	<b>Code:</b>	<b>Mass/M</b>	<b>AP</b>	<b>Length</b>	MF	PR	PW	SBL	GY	BRW	CL	OW	MM	WG		
	SD-6321	0.111	0.059	4.30	✓	✓	✓	✓	✓	✓	✓	✓	✓	✓	6	NSW
	4mm Interlock														Pack Size	Location
	<b>Code:</b>	<b>Mass/M</b>	<b>AP</b>	<b>Length</b>	MF	PR	PW	SBL	GY	BRW	CL	OW	MM	WG		
	SD-6318	0.102	0.048	4.30	✓	✓	✓	✓	✓	✓	✓	✓	✓	✓	32	NSW
	8mm Interlock														Pack Size	Location
	<b>Code:</b>	<b>Mass/M</b>	<b>AP</b>	<b>Length</b>	MF	PR	PW	SBL	GY	BRW	CL	OW	MM	WG		
	SD-6310 (LM2)	0.119	0.054	4.30	✓	✓	✓	✓	✓	✓	✓	✓	✓	✓	32	NSW
	No. 4 Interlock														Pack Size	Location
	<b>Code:</b>	<b>Mass/M</b>	<b>AP</b>	<b>Length</b>	MF	PR	PW	SBL	GY	BRW	CL	OW	MM	WG		
	SD-6311 (LM2)	0.152	0.084	4.30	✓	✓	✓	✓	✓	✓	✓	✓	✓	✓	26	NSW
	Fly Frame Channel #Can be use for frame aroun 50x10 RHS														Pack Size	Location
	<b>Code:</b>	<b>Mass/M</b>	<b>AP</b>	<b>Length</b>	MF	PR	PW	SBL	GY	BRW	CL	OW	MM	WG		
	SD-6312 (LM2)	0.187	0.104	6.00	✓	✓	✓	✓	✓	✓	✓	✓	✓	✓	10	NSW
	H - Sliding Door Frame														Pack Size	Location
	<b>Code:</b>	<b>Mass/M</b>	<b>AP</b>	<b>Length</b>	MF	PR	PW	SBL	GY	BRW	CL	OW	MM	WG		
	SD-6313 (LM1)	0.279	0.133	6.00	✓	✓	✓	✓	✓	✓	✓	✓	✓	✓	14	NSW
	Sliding Door Bottom Track BASE 26.7 x LEG 25.4														Pack Size	Location
	<b>Code:</b>	<b>Mass/M</b>	<b>AP</b>	<b>Length</b>	MF	PR	PW	SBL	GY	BRW	CL	OW	MM	WG		
	SD-6314	0.415	0.162	6.00	✓	✓	✓	✓	✓	✓	✓	✓	✓	✓	TBA	NSW
	Pip Track														Pack Size	Location
	<b>Code:</b>	<b>Mass/M</b>	<b>AP</b>	<b>Length</b>	MF	PR	PW	SBL	GY	BRW	CL	OW	MM	WG		
	SD-6320	0.105	0.054	5.00			✓								14	NSW
	Door Jamb														Pack Size	Location
	<b>Code:</b>	<b>Mass/M</b>	<b>AP</b>	<b>Length</b>	MF	PR	PW	SBL	GY	BRW	CL	OW	MM	WG		
	SD-6315	0.588	0.201	5.40	✓	✓	✓	✓	✓	✓	✓	✓	✓	✓	6	NSW
	Midrail 28.2mm <b>OBS</b>														Pack Size	Location
	<b>Code:</b>	<b>Mass/M</b>	<b>AP</b>	<b>Length</b>	MF	PR	PW	SBL	GY	BRW	CL	OW	MM	WG		
	SD-7088	0.279	0.127	6.00	✓	✓	✓	✓	✓	✓	✓	✓	✓	✓	6	NSW
	Double Door Joiner														Pack Size	Location
	<b>Code:</b>	<b>Mass/M</b>	<b>AP</b>	<b>Length</b>	MF	PR	PW	SBL	GY	BRW	CL	OW	MM	WG		
	SD-7089 (LM2)	0.178	0.100	4.30	✓	✓	✓	✓	✓	✓	✓	✓	✓	✓	TBA	NSW
	Midrail with Spline 38mm														Pack Size	Location
	<b>Code:</b>	<b>Mass/M</b>	<b>AP</b>	<b>Length</b>	MF	PR	PW	SBL	GY	BRW	CL	OW	MM	WG		
	SD-7090 (LM1)	0.324	0.174	6.00	✓	✓	✓	✓	✓	✓	✓	✓	✓	✓	12	NSW

## 26.1 - Security & Flyscreens Continued

	Sliding Security Door Spring Loaded Roller	Black	Pack Size	Location
	<b>Code:</b> HW-DR234	✓	TBA	NSW
	Sliding Flydoor Latch Set - Black	Black	Pack Size	Location
	<b>Code:</b> HW-DS153N	✓	TBA	NSW
	Flyscreen Rubber 5.5mm Spline	Black	Roll Length	Location
	<b>Code:</b> PS91	✓	100m	NSW
	FLYSCREEN FOAM SPLINE 5.7mm	Black	Roll Length	Location
	<b>Code:</b> PF91 - (SPF50550)	✓	457m	NSW
	FLYSDOOR FOAM SPLINE 6.0mm	Black	Roll Length	Location
	<b>Code:</b> PF92	✓	407m	NSW
	Hinged Security Door Lock (excluding cylinder)	Black	Pack Size	Location
	<b>Code:</b> SD-LOCKHI-BK	Runout	1	NSW
	Key Lock Cylinder Barrel	Black	Pack Size	Location
	<b>Code:</b> SD-CYLINDER	✓	1	NSW
	Swing Security Door Lock (inc 5 pin cylinder),	Black	Pack Size	Location
	<b>Code:</b> HW-DS2075	✓	ea	NSW
	3 Point Slave <b>OPTIONAL ADD ON KIT</b> for Swing Door Lock : HW-DS2075	Black	Pack Size	Location
	<b>Code:</b> HW-DS2079	✓	ea	NSW
	Sliding Security Door Lock (inc 5 pin cylinder),	Black	Pack Size	Location
	<b>Code:</b> HW-DS2210	✓	ea	NSW
	3 Point Slave <b>OPTIONAL ADD ON KIT</b> for Sliding Door Lock: HW-DS2210	Black	Pack Size	Location
	<b>Code:</b> HW-DS2269	✓	TBA	NSW
	Security Door Hinge in Black or Stainless Steel	Black	Pack Size	Location
	<b>Code:</b> HW-DH11 (N/SS)	✓	TBA	NSW
	Hinged Security Door Closer	Black	Pack Size	Location
	<b>Code:</b> SD-CLOSER-BK	✓	TBA	NSW

# Security Grilles, Stainless Steel & Fibreglass Mesh




## 27.1 - Security Grilles - 007 - Suits DF-4899 & WF-6350

Part Number	Length	Width	MF	PR	PW	SBL	APO	BRW	CL	OW	MM	WG	Pack Size	Location	
G7502050	2.050	0.750	✓	✓	✓	✓	✓	✓	✓	✓	✓	✓	5	NSW	QLD
G7502450	2.450	0.750	✓	✓	✓	✓	✓	✓	✓	✓	✓	✓	5	NSW	QLD
G8352050	2.050	0.835	✓	✓	✓	✓	✓	✓	✓	✓	✓	✓	5	NSW	QLD
G9202050	2.050	0.920	✓	✓	✓	✓	✓	✓	✓	✓	✓	✓	5	NSW	QLD
G9202450	2.450	0.920	✓	✓	✓	✓	✓	✓	✓	✓	✓	✓	5	NSW	QLD
G12502050	2.050	1.250	✓	✓	✓	✓	✓	✓	✓	✓	✓	✓	5	NSW	QLD
G12502450	2.450	1.250	✓	✓	✓	✓	✓	✓	✓	✓	✓	✓	5	NSW	QLD
G12503180	3.180	1.250	✓										5	NSW	QLD


## 27.2 - Woven Stainless Steel Security Mesh (0.8mm wire)- 316 Grade - Suits DF-4899

Part Number	Length	Width	Black	Location	
MESHSS07502000	2.000	0.750	✓	NSW	QLD
MESHSS07502400	2.400	0.750	✓	NSW	QLD
MESHSS09002000	2.000	0.900	✓	NSW	QLD
MESHSS09002400	2.400	0.900	✓	NSW	QLD
MESHSS12002000	2.000	1.200	✓	NSW	QLD
MESHSS12002400	2.400	1.200	✓	NSW	QLD
MESHSS15002000	2.000	1.500	✓	NSW	QLD
MESHSS15002400	2.400	1.500	✓	NSW	QLD
MESHSS15003000	3.000	1.500	✓	NSW	QLD



## 27.3 - One Way Mesh (DVA) - 5005 H34 Alloy - Suits DF-4899

Part Number	Length	Width	Primrose	Pearl White	Black	Location
MESH1W07502000	2.000	0.750	✓	✓	✓	NSW
MESH1W09002000	2.000	0.900	✓	✓	✓	NSW
MESH1W12002000	2.000	1.200	✓	✓	✓	NSW



## 27.4 - Stainless Steel Flyscreen Mesh - 316 Grade - Suits DF-4899

Part Number	Length	Width	Black	Roll	Location	
MESHFLYSS0610	30.000	0.610	✓	30m	NSW	QLD
MESHFLYSS0760	30.000	0.760	✓	30m	NSW	QLD
MESHFLYSS0910	30.000	0.910	✓	30m	NSW	QLD
MESHFLYSS1220	30.000	1.220	✓	30m	NSW	QLD



## 27.5 - Fibreglass Flyscreen Mesh - Suits DF-4899

Part Number	Length	Width	Black	Roll	Location	
MESHFLYFG0610	50.000	0.610	✓	50m	NSW	QLD
MESHFLYFG0760	50.000	0.760	✓	50m	NSW	QLD
MESHFLYFG0810	50.000	0.810	✓	50m	NSW	QLD
MESHFLYFG0910	50.000	0.910	✓	50m	NSW	QLD
MESHFLYFG1220	50.000	1.220	✓	50m	NSW	QLD
MESHFLYFG1830	50.000	1.830	✓	50m	NSW	QLD




## 27.6 - Aluminium Flyscreen Mesh - Suits DF-4899

Part Number	Length	Width	Black	Roll	Location	
MESHFLYAL0610	30.000	0.610	✓	30m	NSW	
MESHFLYAL0760	30.000	0.760	✓	30m	NSW	
MESHFLYAL0810	30.000	0.810	✓	30m	NSW	
MESHFLYAL0910	30.000	0.910	✓	30m	NSW	
MESHFLYAL1220	30.000	1.220	✓	30m	NSW	
MESHFLYAL1520	30.000	1.520	✓	30m	NSW	



## 27.7 - Aluminium Perforated Mesh 1.8mm Thickness with 2.5mm Holes - Suits AE810 \*\*\* NEW ITEM\*

Part Number	Length	Width	Black	Location	
MESHALP09002000	2.000	0.900	✓	NSW	QLD
MESHALP09002400	2.400	0.900	✓	NSW	QLD
MESHALP12002000	2.000	1.200	✓	NSW	QLD
MESHALP12002400	2.400	1.200	✓	NSW	QLD





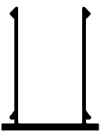



## 27.8 - Pet Mesh - Suits DF-4899 \*\*\* NEW ITEM\*\*\*

Part Number	Length	Width	Black	Roll	Location	
MESHFLYPT0910	50.000	0.910	✓	50m	NSW	
MESHFLYPT1220	50.000	1.220	✓	50m	NSW	

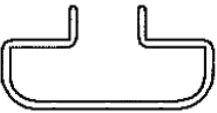


## 28.1 - Toilet Partition System

LM = Low Mass

	18mm Gap H Joiner *** NEW ITEM***							
	Code:	Mass/M	AP	Length	Clear Anodised	Pack Size	Location	
	AE1443 (LM1)	0.281	0.147	6	✓	14	QLD/NSW	
	18.4mm Gap Channel *** NEW ITEM***							
	Code:	Mass/M	AP	Length	Clear Anodised	Pack Size	Location	
	AE1444	0.523	0.198	6.15	✓	6	QLD/NSW	
	18.4mm Adaptor - Clips into AE1444L *** NEW ITEM***							
	Code:	Mass/M	AP	Length	Clear Anodised	Pack Size	Location	
	AE1445 (LM1)	0.248	0.171	6	✓	16	QLD/NSW	
	13.4mm Adaptor - Clips into AE1447L *** NEW ITEM***							
	Code:	Mass/M	AP	Length	Clear Anodised	Pack Size	Location	
	AE1446 (LM2)	0.148	0.098	6	✓	26	QLD/NSW	
	13.4mm Gap Channel *** NEW ITEM***							
	Code:	Mass/M	AP	Length	Clear Anodised	Pack Size	Location	
	AE1447	0.471	0.165	6	✓	8	QLD/NSW	
	13mm Gap Wall Mount - MILL ORDER ONLY *** NEW ITEM***							
	Code:	Mass/M	AP	Length	Clear Anodised	Pack Size	Location	
	AE1487	1.084	0.268	6	✓	8	QLD	

## 28.2 - Slatwall

	Slatwall							
	Code:	Mass/M	AP	Length	Mill Finish	Pack Size	Location	
	AE1424MF24	0.175		2.4	✓	1	QLD/NSW	