




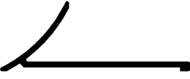







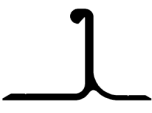
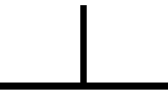

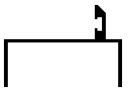
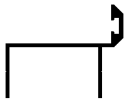


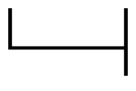


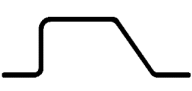



## 19.1 - Coolroom Sections

	35mm STANDARD COVING									
	<b>Code:</b>	<b>Mass/M</b>	<b>AP</b>	<b>Length</b>	<b>Mill Finish</b>	<b>Surfmist</b>	<b>Pack Size</b>	<b>Location</b>		
	ZL-3075 (LM1)	0.257	0.122	6.5	✓	✓	14	NSW		
	35mm HEAVY DUTY COVING									
	<b>Code:</b>	<b>Mass/M</b>	<b>AP</b>	<b>Length</b>	<b>Mill Finish</b>	<b>Surfmist</b>	<b>Pack Size</b>	<b>Location</b>		
	ZL-5924 (LM1)	0.353	0.118	6.5	✓	✓	10	NSW		
	35mm COVING Corner									
	<b>Code:</b>	<b>Mass/M</b>	<b>AP</b>	<b>Length</b>	<b>Mill Finish</b>	<b>Surfmist</b>	<b>Pack Size</b>	<b>Location</b>		
					✓	✓		NSW		
	50mm COVING									
	<b>Code:</b>	<b>Mass/M</b>	<b>AP</b>	<b>Length</b>	<b>Mill Finish</b>	<b>Surfmist</b>	<b>Pack Size</b>	<b>Location</b>		
	ZL-5925	0.417	0.186	6.5	✓	✓	8	NSW		
	50mm COVING Corner									
	<b>Code:</b>	<b>Mass/M</b>	<b>AP</b>	<b>Length</b>	<b>Mill Finish</b>	<b>Surfmist</b>	<b>Pack Size</b>	<b>Location</b>		
					✓	✓		NSW		
	ARROWHEAD COVING 51 x 1.5mm									
	<b>Code:</b>	<b>Mass/M</b>	<b>AP</b>	<b>Length</b>	<b>Mill Finish</b>	<b>Pack Size</b>	<b>Location</b>			
	ZL-3076 (LM1)	0.295	0.145	6.5	✓	12	NSW			
 WG & MM ✓	COOLROOM CHANNEL 53 x 25 x 1.2mm (50.8mm INTERNAL)									
	<b>Code:</b>	<b>Mill Finish</b>	<b>PB</b>	<b>PR</b>	<b>Pearl White</b>	<b>Satin Black</b>	<b>Dark Cedar</b>	<b>Surfmist</b>	<b>Pack Size</b>	<b>Location</b>
	ZL-3020 (LM1)	✓	✓	✓	✓	✓	✓	8	NSW	
	COOLROOM CHANNEL 55 x 30 x 1.5mm (51.0mm INTERNAL)									
	<b>Code:</b>	<b>Mass/M</b>	<b>AP</b>	<b>Length</b>	<b>Mill Finish</b>	<b>Surfmist</b>	<b>Pack Size</b>	<b>Location</b>		
	ZL-3079	0.503	0.227	6.5	✓	✓	8	NSW		
	COOLROOM CHANNEL 81 x 36 x 1.5mm (76.4mm INTERNAL)									
	<b>Code:</b>	<b>Mass/M</b>	<b>AP</b>	<b>Length</b>	<b>Mill Finish</b>	<b>Surfmist</b>	<b>Pack Size</b>	<b>Location</b>		
	ZL-3077	0.645	0.301	6.5	✓	✓	6	NSW		
	COOLROOM CHANNEL 91 x 25 x 1.5mm (88.8mm INTERNAL)									
	<b>Code:</b>	<b>Mass/M</b>	<b>AP</b>	<b>Length</b>	<b>Mill Finish</b>	<b>Surfmist</b>	<b>Pack Size</b>	<b>Location</b>		
	ZL-3082	0.805	0.275	6.5	✓	✓	4	NSW		
	COOLROOM CHANNEL 105 x 36 x 1.6mm (101.00mm INTERNAL)									
	<b>Code:</b>	<b>Mass/M</b>	<b>AP</b>	<b>Length</b>	<b>Mill Finish</b>	<b>Surfmist</b>	<b>Pack Size</b>	<b>Location</b>		
	ZL-3078	0.783	0.35	6.5	✓	✓	4	NSW		
	COOLROOM CHANNEL 117 x 25 x 1.5mm (114.00mm INTERNAL)									
	<b>Code:</b>	<b>Mass/M</b>	<b>AP</b>	<b>Length</b>	<b>Mill Finish</b>	<b>Surfmist</b>	<b>Pack Size</b>	<b>Location</b>		
	ZL-3080	0.976	0.326	6.5	✓	✓	4	NSW		
	COOLROOM CHANNEL 168 x 25 x 1.5mm (165.00mm INTERNAL)									
	<b>Code:</b>	<b>Mass/M</b>	<b>AP</b>	<b>Length</b>	<b>Mill Finish</b>	<b>Surfmist</b>	<b>Pack Size</b>	<b>Location</b>		
	ZL-3081	1.321	0.428	6.5	✓	✓	2	NSW		

## 19.1 - Coolroom Sections - Continued

	COOLROOM J TRACK 90 x 55.8mm							
	<b>Code:</b>	<b>Mass/M</b>	<b>Length</b>	<b>Mill Finish</b>	<b>Pack Size</b>	<b>Location</b>		
	ZL-3083	1.321	6.5	✓	2	NSW		
	TEE SECTION 40 x 20 x 1.5mm							
	<b>Code:</b>	<b>Mass/M</b>	<b>AP</b>	<b>Length</b>	<b>Mill Finish</b>	<b>Surfmist</b>	<b>Pack Size</b>	<b>Location</b>
	AT402015 (LM1)	0.238	0.12	6.5	✓	✓	16	NSW
	PLANT ON ADAPTOR							
	<b>Code:</b>	<b>Mass/M</b>	<b>AP</b>	<b>Length</b>	<b>Mill Finish</b>	<b>Pack Size</b>	<b>Location</b>	
	ZL-6480 (LM1)	0.289	0.100	6.5	✓		12	NSW
	DOOR JAMB / CHANNEL 79 X 32 DISCONTINUED							
	<b>Code:</b>	<b>Mass/M</b>	<b>AP</b>	<b>Length</b>	<b>Mill Finish</b>	<b>Pack Size</b>	<b>Location</b>	
	ZL-6479	1.009	0.340	6.5	✓		4	NSW
	DOOR JAMB / CHANNEL 67.8 x 30							
	<b>Code:</b>	<b>Mass/M</b>	<b>AP</b>	<b>Length</b>	<b>Mill Finish</b>	<b>Pack Size</b>	<b>Location</b>	
	ZL-6044	0.902	0.315	6.5	✓		4	NSW
	H-SECTION 53.5 X 40 X 1.5 - DISCONTINUED, BULK ORDERS ONLY							
	<b>Code:</b>	<b>Mass/M</b>	<b>AP</b>	<b>Length</b>	<b>Mill Finish</b>	<b>Pack Size</b>	<b>Location</b>	
	ZL-5915	0.499	0.261	6.5	✓		6	NSW
	H-SECTION 53.5 X 50 X 1.5							
	<b>Code:</b>	<b>Mass/M</b>	<b>AP</b>	<b>Length</b>	<b>Mill Finish</b>	<b>Surfmist</b>	<b>Pack Size</b>	<b>Location</b>
	ZL-6038	0.606	0.303	6.5	✓	✓	6	NSW
	COOLROOM JAMB CHANNEL 54 X 18.9 X 1.5							
	<b>Code:</b>	<b>Mass/M</b>	<b>AP</b>	<b>Length</b>	<b>Mill Finish</b>	<b>Surfmist</b>	<b>Pack Size</b>	<b>Location</b>
	ZL-6039 (LM1)	0.383	0.205	6.5	✓	✓	6	NSW
	F-SECTION WALL FRAME 60.5 X 48							
	<b>Code:</b>	<b>Mass/M</b>	<b>AP</b>	<b>Length</b>	<b>Mill Finish</b>	<b>Pack Size</b>	<b>Location</b>	
	ZL-5916	0.641	0.264	6.5	✓		6	NSW
	HEAVY DUTY TRACK 150mm							
	<b>Code:</b>	<b>Mass/M</b>	<b>AP</b>	<b>Length</b>	<b>Mill Finish</b>	<b>Pack Size</b>	<b>Location</b>	
	ZL-5921	2.958	0.47	6.5	✓		1	NSW
	BUMP / RUB RAIL 75.5 X 24							
	<b>Code:</b>	<b>Mass/M</b>	<b>AP</b>	<b>Length</b>	<b>Mill Finish</b>	<b>Pack Size</b>	<b>Location</b>	
	ZL-5638	0.517	0.214	6.5	✓		6	NSW
	DOUBLE BUMP / RUB RAIL 110 X 19							
	<b>Code:</b>	<b>Mass/M</b>	<b>AP</b>	<b>Length</b>	<b>Mill Finish</b>	<b>Pack Size</b>	<b>Location</b>	
	ZL-9254	0.734	0.322	6.5	✓		6	NSW