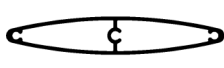
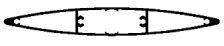


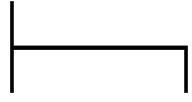


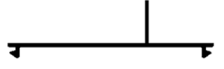

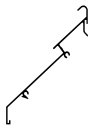
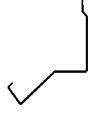
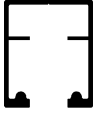


17.1 - Louvres

	LOUVRE 88 x 14.75mm									
	Code:	Mass/M	AP	Length	Mill Finish	PackSize	Location			
	ZL-2779	0.791	0.184	6.5	✓	4	NSW			
	LOUVRE 160 x 20mm									
	Code:	Mass/M	AP	Length	Mill Finish	PackSize	Location			
	ZL-5001	1.654	0.326	6.5	✓	2	NSW			
	100MM LOUVRE									
	Code:	Mass/M	AP	Length	Mill Finish	PackSize	Location			
	ZL-4999	0.567	0.302	6.5	✓	6	NSW			
	150MM LOUVRE									
	Code:	Mass/M	AP	Length	Mill Finish	PackSize	Location			
	ZL-5280	0.704	0.351	6.5	✓	4	NSW			
	92MM H COVER CHANNEL									
	Code:	Mass/M	AP	Length	Mill Finish	PackSize	Location			
	ZL-4994	0.683	0.327	6.5	✓	4	NSW			
	87MM ZED COVER SCREEN									
	Code:	Mass/M	AP	Length	Mill Finish	PackSize	Location			
	ZL-4995	0.757	0.285	6.5	✓	4	NSW			
	PLAIN FRAME									
	Code:	Mass/M	AP	Length	Mill Finish	Clear Ano 20µm	PackSize	Location		
	AS-911	1.15	0.441	6.5	✓	✓	2	NSW		
	REVEAL ADAPTOR									
	Code:	Mass/M	AP	Length	Mill Finish	PackSize	Location			
	AS-909	0.532	0.246	6.5	✓	6	NSW			
	FLAT FILLER									
	Code:	Mass/M	AP	Length	Mill Finish	Clear Ano 20µm	Satin Black	Pearl White	Primrose	APO Grey
	AS-006	0.456	0.208	6.5	✓	✓	✓	✓	✓	

Face-mounted Louvres

	94mm STEPPED LOUVRE BLADE R5									
	Code:	Mass/M	AP	Length	Mill Finish	PackSize	Location			
	TR-6094	1.033	0.460	6.5	✓	2	NSW			
	94mm STEPPED LOUVRE BLADE CLIP R2									
	Code:	Mass/M	AP	Length	Mill Finish	PackSize	Location			
	TR-6093	0.855	0.311	6.5	✓	2	NSW			
	LOUVRE TOP TRACK WHEELS - BOTTOM TRACK - BOTTOM GUIDES ARE AVAILABLE ON REQUEST									
	Code:	Mass/M	AP	Length	Mill Finish	PackSize	Location			
	ZL-11219	1.109	0.358	6.5	Runout	2	NSW			