






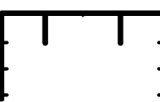



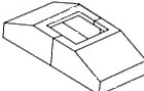


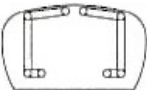


16.1 - Balustrade - 40mm System

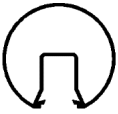


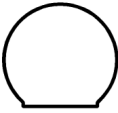

LM=Low Mass

| | | | | | | | |
|---|--|---------------|---------------|---------------|-------------|----------|----------|
|  | 60mm clip on handrail - End Cap U002 | | | | | | |
| | Code: | Mass/M | AP | Length | Mill Finish | PackSize | Location |
| | ZL-5102 | 0.706 | 0.297 | 6.5 | ✓ | 4 | NSW |
|  | Oval Handrail - End Cap U015 | | | | | | |
| | Code: | Mass/M | AP | Length | Mill Finish | PackSize | Location |
| | ZL-6932 | 0.526 | 0.233 | 6.5 | ✓ | 4 | NSW |
|  | Elliptical Handrail - End Cap U019 | | | | | | |
| | Code: | Mass/M | AP | Length | Mill Finish | PackSize | Location |
| | ZL-7076 | 0.739 | 0.280 | 6.5 | ✓ | 4 | NSW |
|  | Glazing channel - 46.5 x 25.4mm | | | | | | |
| | Code: | Mass/M | AP | Length | Mill Finish | PackSize | Location |
| | ZL-5103 | 0.608 | 0.275 | 6.5 | ✓ | 6 | NSW |
|  | Clip in glazing channel - 43.0 x 25.4mm | | | | | | |
| | Code: | Mass/M | AP | Length | Mill Finish | PackSize | Location |
| | ZL-5105 | 0.432 | 0.206 | 6.5 | ✓ | 8 | NSW |
|  | Clip in bead | | | | | | |
| | Code: | Mass/M | AP | Length | Mill Finish | PackSize | Location |
| | ZL-5106 (LM1) | 0.162 | 0.100 | 6.5 | ✓ | 24 | NSW |
|  | Top & Bottom Rail - 46.5 x 25.4mm | | | | | | |
| | Code: | Mass/M | AP | Length | Mill Finish | PackSize | Location |
| | ZL-6580 | 0.401 | 0.203 | 6.5 | ✓ | 8 | NSW |
|  | Weld Channel (19.3mm Gap - Suits 19mm SQUARE OR ROUND BALUSTERS) - 46.5 x 25.4mm | | | | | | |
| | Code: | Mass/M | AP | Length | Mill Finish | PackSize | Location |
| | ZL-6933 | 0.463 | 0.234 | 6.5 | ✓ | 8 | NSW |
|  | Infill | | | | | | |
| | Code: | Mass/M | AP | Length | Mill Finish | PackSize | Location |
| | ZL-6581 (LM1) | 0.190 | 0.100 | 6.5 | ✓ | 20 | NSW |
|  | Balustrade Post - Alloy 6106-T6 | | | | | | |
| | Code: | Mass/M | AP | Length | Mill Finish | PackSize | Location |
| | S403 (010590) | 1.207 | 0.160 | 6.5 | ✓ | 2 | NSW |
|  | Foot Stake - To suit SHS 40x3 Balustrade Post Above | | | | | | |
| | Code: | Mass/M | Length | Mill Finish | BoxSize | Location | |
| | UBFootstake | 10.282 | 0.033 | ✓ | 40 | NSW | |
|  | Code: | | | | | Black | Location |
| | U008 | | | | | ✓ | NSW |
|  | 45° POST - MILL ORDER ONLY | | | | | | |
| | Code: | Mass/M | AP | Length | Mill Finish | PackSize | Location |
| | ZL-6582 | 0.962 | 0.150 | 6.5 | ✓ | 4 | NSW |



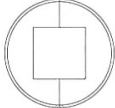
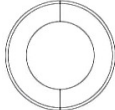
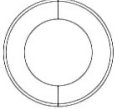




16.2 - Balustrade - 40mm System Handrail End Caps

| | | | | | | | |
|---|--|--|--|--|--|-------|----------|
|  | PLASTIC END CAP - Suits ZL-5102 | | | | | | |
| | Code: | | | | | Black | Location |
| | U002 | | | | | ✓ | NSW |
|  | OVAL HAND RAIL END CAP - Suits ZL-6932 | | | | | | |
| | Code: | | | | | Black | Location |
| | U015 | | | | | ✓ | NSW |
| | ELLIPTICAL END CAP - Suits ZL-7076 | | | | | | |
| | Code: | | | | | Black | Location |
| | U019 | | | | | ✓ | NSW |

16.3 - Balustrade - Other Systems

| | | | | | | | |
|---|---|---------------|---------------|--------------------|--------------------|-----------------|-----------------|
|  | 60mm Glazing Handrail | | | | | | |
| | Code: | Mass/M | AP | Length | Mill Finish | PackSize | Location |
| | ZL-6579 | 1.163 | 0.255 | 6.5 | ✓ | 2 | NSW |
|  | 50mm HANDRAIL (50mm Base) | | | | | | |
| | Code: | Mass/M | AP | Length | Mill Finish | PackSize | Location |
| | ZL-2629 | 0.939 | 0.21 | 6.5 | ✓ | 4 | NSW |
|  | 64mm MUSHROOM HANDRAIL (40.5mm Inside Base) | | | | | | |
| | Code: | Mass/M | AP | Length | Mill Finish | PackSize | Location |
| | LG061 | 0.968 | 0.203 | 6.5 | ✓ | 4 | NSW |
|  | 60mm HALF ROUND HANDRAIL (40mm Base) | | | | | | |
| | Code: | Mass/M | AP | Length | Mill Finish | PackSize | Location |
| | ZL-3180 | 0.846 | 0.189 | 6.5 | ✓ | 4 | NSW |
|  | GLAZING CHANNEL 28 x 28mm | | | | | | |
| | Code: | Mass/M | Length | Mill Finish | PackSize | Location | |
| | ZL-2879 | 0.563 | 6.5 | ✓ | 6 | NSW | |

16.4 - Balustrade & Misc. Components

| | | | |
|---|--|-------------|----------|
|  | ROUND PLASTIC PLUG - 60 X 2 | | |
| | Code: | Black | Location |
| | U001 | ✓ | NSW |
|  | PLASTIC GLASS STOP | | |
| | Code: | Black | Location |
| | U003 | ✓ | NSW |
|  | ROUND BASE - 40mm Square Centre | | |
| | Code: | Black | Location |
| | U004 | ✓ | NSW |
|  | ROUND BASE - 40mm Round Centre | | |
| | Code: | Black | Location |
| | U005 | ✓ | NSW |
| | ROUND BASE - 50mm Round Centre | | |
| | Code: | Black | Location |
| | U006 | ✓ | NSW |
|  | ROUND BASE - 52mm Round Centre | | |
| | Code: | Black | Location |
| | U007 | ✓ | NSW |
|  | ALUMINIUM 50mm ROUND DOMED EXTERNAL CAP | | |
| | Code: | Mill Finish | Location |
| | U009 | ✓ | NSW |
| | ALUMINIUM PATCH FITTING AND PLASTIC INSERT | | |
| | Code: | Mill Finish | Location |
| | U010 | ✓ | NSW |
|  | SQUARE PLASTIC PLUG - 40 x 40 x3 | | |
| | Code: | Black | Location |
| | U011 | ✓ | NSW |
| | ROUND PLUG 50mm 1.6-3.2 Wall | | |
| | Code: | Black | Location |
| | U012 | ✓ | NSW |
| | RECANGULAR PLUG 65x16 Paling Cap | | |
| | Code: | Black | Location |
| | U013 | ✓ | NSW |
|  | SQUARE PLASTIC PLUG - 65 x 65 x 2.5 | | |
| | Code: | Black | Location |
| | U014 | ✓ | NSW |
|  | SQUARE PLASTIC PLUG - 50 x 50 x 2.5 | | |
| | Code: | Black | Location |
| | U016 | ✓ | NSW |